



Year 2 Home Learning week beginning 06/07/20

Please see below the tasks we would like your child to work on this week. Please do what you can but do not worry if you cannot complete all the work. Just do the amount of work that is right for your individual child and do not worry if it does not all get completed. We understand that each and every one of you is facing different circumstances and challenges.

If you have any problems, please remember that you can email me at dallen@wtwschool.co.uk during school hours. I will also be calling once a week so please feel free to use that call to ask for any help with any of the tasks, or to share what you have been doing.


Please note that any links to internet sites and YouTube videos need to be supervised by an adult, and they may contain adverts. You do not need to pay for any of the sites we are suggesting.

If you need any additional pencils, paper or other stationery, please contact the school and we can arrange that for you to collect.

| Maths | |
|--|------------------------------------|
| Information for Parents: | |
| This week we will be focusing on problems and investigations | |
| Children this week will have a chance to use their maths skills from across the year 2 curriculum to solve a range of puzzles. | |
| Unfortunately there are none of these on My Maths so instead children will need to record answers using pen and paper. | |
| Please feel free to send me pictures of their completed problems. | |
| Mymaths.co.uk tasks | |
| This is a suggested break down of a lesson per day but it is up to you when they are completed in the week. | |
| Monday | Today the focus will be on adding. |

Challenge 1:

Choose from these four cards.



Make these totals:

9
10
11
12
13
14
15

Challenge 2:


Take ten cards numbered 0 to 9.



1. Pick three cards with a total of 12.
You can do it in 10 different ways.
See if you can record them all.
2. Now pick four cards with a total of 12.
How many different ways can you do it?

Challenge 1

You may need 19 counters.



Three birds laid some eggs.
Each bird laid an odd number of eggs.
Altogether they laid 19 eggs.

How many eggs did each bird lay?
Find different ways to do it.

Challenge 2:



Three monkeys ate a total of 25 nuts.
Each of them ate a different odd number of nuts.

How many nuts did each of the monkeys eat?
Find as many different ways to do it as you can.

Wednesday

Today the focus will be on addition and money.

Challenge 1:



Lucy had a ride at the fair.

Her Mum asked Lucy to pay less than 20p towards it.

Lucy paid exactly three coins towards the ride.

How much did Lucy pay her Mum?


Find different ways to do it.



Challenge 2:

Alesha bought a monster using only silver coins.

It cost her 45p.



There are nine different ways to pay 45p exactly using only silver coins.

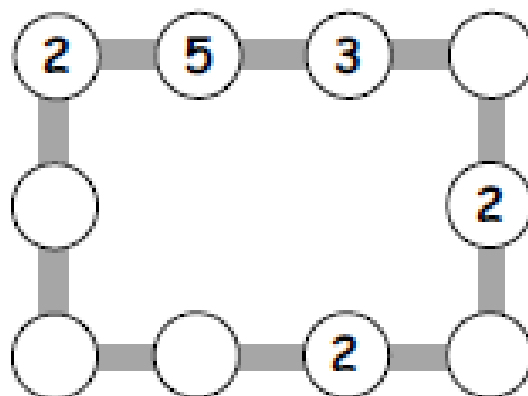
Find as many as you can.

What if the monster cost 50p?

How many different ways are there to pay now?

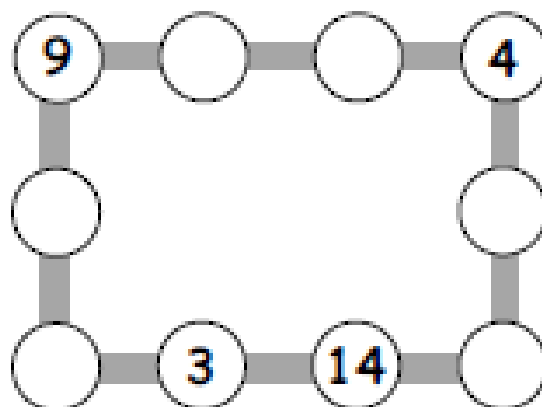
Challenge 1

1. Make each line add up to 16.



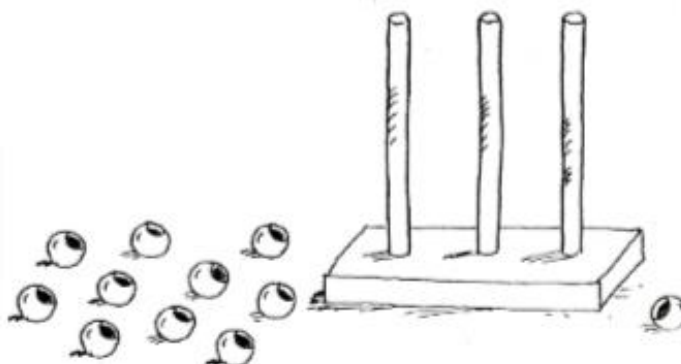
Challenge 2:

2. Make each line add up to 20.



Challenge 3:

Imagine you have 25 beads.
You have to make a three-digit number on an abacus.
You must use all 25 beads for each number you make.



How many different three-digit numbers can you make?
Write them in order.

Friday

Today the focus will be on grouping.

These are challenge problems where children will have to use their knowledge of times tables and multiples.


It may also be a chance for children to follow a trial and error method to find the answer.

Challenge 1:

The toy shop stocks tricycles and go-carts.

The tricycles have 3 wheels.

The go-carts have 5 wheels.



Suna counted the wheels.

He counted 37 altogether.

How many tricycles are there?

How many go-carts?

Find two ways to do it.

Challenge 2:

Emma had some fireworks.

Some made 3 stars.

Some made 4 stars.



Altogether Emma's fireworks made 19 stars.

How many of them made 3 stars?

Find two different answers.

What if Emma's fireworks made 25 stars?

Find two different answers.



Reading

Please read daily a book of your choice for at least 30 minutes.

Alternatively, you can read a free copy of the children's newspaper, First News, found at:

https://schools.firstnews.co.uk/wp-content/uploads/sites/3/2020/03/Lores_718-1.pdf

The following websites have some free ebooks. The Oxford Owl site is good as it will be similar books to the ones that the children read in school. It is free to use but you need to sign up to get login details.

<https://www.oxfordowl.co.uk/for-home/find-a-book/library-page/>

<http://www.storylineonline.net>

<http://www.magickeys.com/books>

Writing

After looking at Mary Seacole and Florence Nightingale last week, this week we will think about what we want to be when we grow up.

Task 1

Think of 10 different jobs and write these in a list.

Can you re-write the list putting all the jobs in alphabetical order?

We tried this a few weeks ago so try to remember what you did then:
Writing out the alphabet before you start to order the words might help you.

Task 2

What would you like to be when you grow up and why?

Today can you write about what your dream job would be?

Remember to use

- capital letters and full stops
- conjunctions.

Try to include at least three different reasons you would like that job or why you think you would be good at that job.

Task 3

Imagine you are now grown up and you have your dream job.

Today can you write a recount of a day in your life.

Try to include a range of time connectives to write your day in order.

You can use these to help if you'd like:

When I wake up the first thing I do is....

Next....

Then...

Before I eat lunch I remember to...

For lunch I eat.....

In the afternoon I.....

When I finish work

When I get home.....

Finally

Grammar

Learn:

This week we will be focusing on using apostrophes to show possession (singular)

Children will begin to use apostrophes ('s) to show that something belongs to someone in a sentence.

For the example -

The book belonging to the girl = The girl's book

The cat belonging to the boy = The boy's cat

The bone belonging to the dog = The dog's bone

Do:

Can you complete:

The ice cream that belongs to the girl = The _____ ice cream

The car that belonged to the teacher = The Teacher's _____

The clothes that belonged to Deborah = Deborah's _____

The pen that belonged to Kath = _____ pen

Try: Ixl tasks: M.11 and M.12

Phonics

This week our spellings will all be question words.

who

where

why

what

who

when

which

how

Handwriting

Can you practise writing this sentence in your best handwriting?

Remember to check which letters should be tall and which should be short.

It has been hot this year.

It has been hot this year.

If you are joining your writing, then it should look like this:

It has been hot this year.

It has been hot this year.

Science

It is important that we keep ourselves clean to stay healthy.

Try this hygiene quiz all about staying clean and healthy.

<https://www.educationquizzes.com/ks1/personal-social-and-health-education/hygiene/>

Can you draw or write 4 things you do to keep yourself clean?

Creative Activities and PE

If you would like to, why not try one or more of the following activities:


Lambeth have created an excellent website with links to lots of creative websites and activities. You can filter by age group and category (eg art, dance, music, poetry etc).

<https://elevatelambeth.london/>

Drama

London Bubble Theatre Company have produced some fun drama games and activities that can be done in the home. Walnut Tree Walk children love to use their imagination so this could be a great resource. Either google 'London bubble speech bubble' or go to the following link:

<https://www.londonbubble.org.uk/wp-content/uploads/2018/12/Drama-games-pack.pdf>

| | |
|--------------|---|
| <p>Art</p> | <p>Can you create a new superhero vehicle?</p> <p>You can either draw you design or try to use old recycling from around the house.</p> <p>Remember to think about any special powers it may have.</p> <div data-bbox="296 353 1315 694">  </div> |
| <p>Music</p> | <p>Why not try and make some instruments using items that you would normally put in the recycling. You can watch this video for inspiration:</p> <p>https://www.youtube.com/watch?v=ck8HlhHPLfQ</p> <p>If you have borrowed an instrument from the school library, you should have received some music sheets to help you learn at home. If you need more, please contact Chris cbrown@wtwschool.co.uk</p> <p>You could have a go at composing your own music. Go to the following link:</p> <p>https://www.classicsforkids.com/games/compose_your_own_music.php</p> <p>There are lots of great activities on the BBC Bring the Noise website for children of all ages:</p> <p>https://www.bbc.co.uk/teach/bring-the-noise</p> |
| <p>Dance</p> | <p>Emanuela will be doing a weekly dance lesson for the children at Walnut Tree Walk. This video lesson can be accessed at any time. The link will be sent out when it is ready each week.</p> |
| <p>PE</p> | <p>Joe Wicks is providing free PE lessons live at 9am each day via his YouTube channel. This is a great way to start the day and is suitable for all ages. Either google 'Joe Wicks PE lesson' or go to the link below:</p> <p>https://www.thebodycoach.com/blog/pe-with-joe-1254.html</p> |