



Topic: Games/Minibeasts



Please see below the tasks we would like your child to work on this week. If you have any problems, please remember that you can email me on connorbrown@wtwschool.co.uk or cbrown@wtwschool.co.uk during school hours.

Please note that any links to internet sites and YouTube videos need to be supervised by an adult, and they may contain adverts. You do not need to pay for any of the sites we are suggesting.

If you need any additional pencils, paper or other stationery, please contact the school and we can arrange that for you to collect.






Weekly Updates

Enjoy some ballet with the three little pigs – <https://www.bbc.co.uk/iplayer/episode/b04lmc85/cbeebies-presents-three-little-pigs-a-cbeebies-ballet>

You can join in with some simple ballet moves on cbeebies this week too!
<https://www.bbc.co.uk/cbeebies/watch/simple-ballet-moves-to-try-at-home>

If you create an account with Oxford Owl, they have lots of reading books that are age appropriate for children. You can filter the selection by age or year group. This is a great resource if you run out of books at home! https://www.oxfordowl.co.uk/library-page?view=image&query=&type=book&age_group=Age+4-5&level=oxford+level+3&level_select=oxford+level+3&book_type=&series=#

Audible have lots of children's books that are available to listen to for free – being able to follow a story without pictures or props is a really good developmental step for your child – <https://stories.audible.com/start-listen>

Build it...	Draw it...	Play it...
<p>Can you use natural materials eg, sticks, leaves, fir cones, mud to build your very own minibeast hotel? You could build it at your local park and then check it whenever you visit and see if it has attracted any visitors! Some examples are shown below...</p> <div data-bbox="210 549 344 730">  </div> <div data-bbox="434 549 557 730">  </div> <div data-bbox="640 533 770 730">  </div>	<p>Imagine your beanstalk grew as high as Jack's did in the story <i>Jack and the Beanstalk</i>. What would you find at the top? Jack found a castle... will you find a building, an object or a character? See if you can make it 3D – perhaps the clouds could be made out of cotton wool?</p> <div data-bbox="1211 512 1344 715">  </div>	<p>Can you find a broad bean in a supermarket? It is very cheap to buy a little packet from a supermarket. Plant them by giving them all the things they need to grow roots and shoots. Can you remember what the cress seeds needed to grow? Put your bean in a plastic bag with a damp piece of cotton wool. Find a sunny area in your house that will give the bean everything it needs to grow tall.</p>
Read it...	Write it...	Learn it...
<p>Take a break from doing all the work – see if your grown up can find a copy of Jack and the beanstalk instead and read it to you! Can you act it out while they read the story to you? How could you act as the cow going to market? How could you show how shocked mum was when Jack brought home 5 magic beans? Perhaps there are some key parts of the story you could help read... <i>Fee Fi Fo Fum!</i></p>	<p>Can you write a bean diary over the next two weeks to record any changes? There may not be any changes over the first few days but you could write about how you planted it or what you hope to happen. Try and use some exciting describing words and key vocabulary – <i>curly, twisting, straight, roots, shoots</i>.</p> <div data-bbox="1178 1118 1402 1294">  </div>	<p>Each week we will be creating a maths PowerPoint that will support your child's learning. These will be emailed each week. There are 5 days of lessons to complete. It is important to read through the slides to familiarise yourself with the learning before you work through it with your child.</p>