



Year 5 Home Learning week beginning 29/06/20

Please see below the tasks we would like your child to work on this week. Please do what you can but do not worry if you cannot complete all the work. Just do the amount of work that is right for your individual child and do not worry if it does not all get completed. We understand that each and every one of you is facing different circumstances and challenges.

If you have any problems, please remember that you can email me at cthompson@wtwschool.co.uk during school hours. I will also be calling once a week so please feel free to use that call to ask for any help with any of the tasks, or to share what you have been doing.

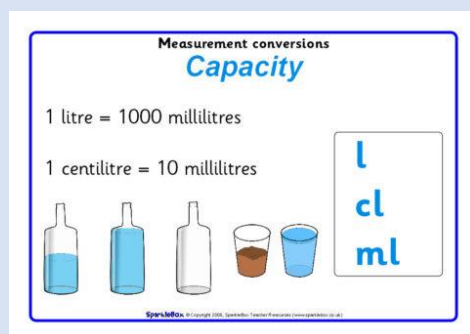
Please note that any links to internet sites and YouTube videos need to be supervised by an adult, and they may contain adverts. You do not need to pay for any of the sites we are suggesting.

If you need any additional pencils, paper or other stationery, please contact the school and we can arrange that for you to collect.

Maths

Information for Parents: This week children will continue to look at units of measurement including capacity and volume.

Capacity <https://www.theschoolrun.com/what-is-capacity>



Volume <https://www.theschoolrun.com/what-is-volume>

Volume

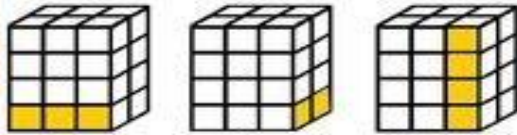
- ➡ The amount of space taken up by a 3D object
- ➡ Measured in cubic units (units^3)

Formulas for Finding Volume of a Rectangular Prism:

Area of Base \times height

or

length \times width \times height



Length \times Width \times Height
 $3 \times 2 \times 4 =$

24 units^3


Don't forget to label with the unit and the exponent of 3.

Volume of Prisms

The Volume of a 3D Shape is the number of cubes needed to fill the inside of the shape.



How many 1cm^3 cubes will fill the Rectangular prism ?



Sixteen 1cm^3 cubes ✓

Image Source: Google Images

Mymaths.co.uk tasks

This is a suggested break down of a lesson per day but it is up to you when they are completed in the week.

Monday

Today the focus will be on estimating units of capacity (ml and l)

Remind yourself here

<https://www.bbc.co.uk/teach/class-clips-video/maths-ks2-capacity-and-measure/z7gkqp3>

Children are to complete section -

nationalcurriculum>Upper key stage 2 booster>measurement>>[yr 5 units of capacity

Then complete the homework task.

Tuesday

Today the focus will be on counting to find the volume.

What is volume

<https://www.bbc.co.uk/bitesize/topics/zjbg87h/articles/zcrxtyc>

IXL task: R.12

Wednesday

Today the focus will be on estimating capacity and volume

Remind yourself here

<https://www.bbc.co.uk/bitesize/clips/zdg4wmn>

Children are to complete section -

nationalcurriculum>measurement>measurement>[yr5]volume and capacity

Then complete the homework task.

Thursday

Today the focus will be on volume of cuboids.

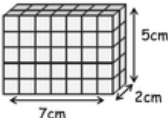
Remember to find the volume you must do the following

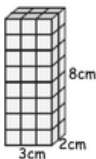
Multiply length x width x height = volume.

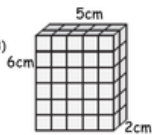
Have a quick go at these.

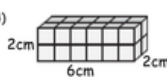
RED: Volume of Cubes and Cuboids
L.O: TBAT find the volume of cube and cuboids

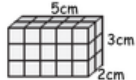
Hint: Multiply the together the length x width x height to find the volume

1)  5cm
7cm 2cm
Length x width x height
 $5 \times 2 \times 7 =$
Volume =

2)  8cm
3cm 2cm
Volume =

3)  5cm
6cm 2cm
Volume =

4)  2cm 6cm 2cm
Volume =

5)  5cm
3cm 2cm
Volume =

Children are to complete section - national curriculum for excellence> measure>measurement>[S] volume of cuboids

Then complete the homework task.

Friday

Today the focus will be on investigating capacity and volume

Watch <https://nrich.maths.org/13664>

Can you write a short explanation about what is happening in this video?

Have a go at reading scales and investigating capacity here

<https://nrich.maths.org/5979>

Tricky volume challenge

<https://nrich.maths.org/6931/note>

Extra Optional Work:

If you would like to do some optional additional work linked to this, please try the following IXL tasks: The following tasks are all linked but you do not have to do all of them!

O.4 and O.9

Reminder:

You can also spend some time each day on Time Tables Rock Stars. Your username and password are in your Home Learning pack.

Reading

Please read daily a book of your choice for at least 30 minutes.

Alternatively, you can read a free copy of the children's newspaper, First News, found at:

https://schools.firstnews.co.uk/wp-content/uploads/sites/3/2020/03/Lores_718-1.pdf

Writing

Information for Parents: This week we will be continuing to write persuasively. Children are going to plan and write a persuasive text for the new school prospectus on why children should come to school at Walnut Tree Walk.

Key features this week include:

- Sub headings
- Rhetorical questions
- Facts and figures
- Present tense
- Persuasive language including lots of exciting description (adjectives, expanded noun phrases, alliteration and repeated words for effect), range of sentence openers and conjunctions)

It would be good for children to remind themselves of the language features from last week's writing. Use the following persuasive text below to see if they can identify any (rhetorical questions, alliteration, descriptive and exciting phrases to persuade the reader)

This will also support them in seeing how to organise their writing e.g. Introduction, subheadings, pictures etc

Name: Date:



Ever fancied going to the mountains for a holiday? Well here is an article trying to persuade you to do just that! Spot the techniques the author has used to try to persuade you.

- Highlight the adjective words and phrases used that make it sound appealing.
- Circle where facts and figures have been used.
- Underline any questions asked.

Summer in The Alps

The Alps in summer remain one of the best kept secrets for nature lovers and families. With plenty to keep you busy, the more active person will find a great choice of exhilarating activities, whereas those in search of a more relaxing stay can discover the unspoilt environment, stunning scenery and glorious sunshine. The astounding beauty of the mountains is hard to beat with their dramatic skyline of rugged peaks, crystal clear mountain lakes and green meadows. What more could anyone ask for?



Activities

Some resorts offer up to 40 different activities for adults and children of all ages alike. There are plenty of alpine rivers and lakes, covering some 35,000 hectares, which provide an endless playground for those of you who love water.



Walking/hiking

Do you want to experience the mountains from a substantial height? The ski lifts take you higher up the mountain without wearing yourself out. There are many hiking trails with signposts to keep you on track. Be dazzled by the breath taking views with many opportunities to take photographs to impress your family and friends. The walks also offer many opportunities to rest your legs for a well-deserved break at a café selling delicious light lunches and cakes. With 2 national parks, 6 natural regional parks there are plenty to choose from.

White water rafting

Lakes Léman (Geneva), Annecy and Bourget are favourite spots for water sports. Rediscover your sense of adventure (and what it's like to be soaked to the skin!) with a white water rafting experience in an inflatable six to eight person raft. You'll start by being kitted out with all the equipment, before a full safety briefing and instruction in rafting techniques. Then an experienced guide will take you onto the water for a series of runs down the breathtaking twists, turns and drops of the rushing mountain rivers. It's an adrenaline-fuelled, exhilarating and unforgettable experience.



So what are you waiting for?

Task 1

Today, brainstorm all the great things about Walnut Tree Walk. Organise your ideas in to subheadings to help you e.g. you might include:

Learning (maths, science, literacy, art, p.e., topic etc)

- Think about writing descriptive and exciting phrases for each)

Clubs (breakfast and after school, art, cooking, computing, school council)

- Describe each of the clubs, who is in charge and what you can do.

Performing arts (dance, music lessons, assemblies, concerts etc)

- Include what instruments you can learn
- Choir
- Weekly class assemblies
- Winter and end of year concerts

Outside space

- Playground games
- Equipment
- Football/basketball pitches
- Edible garden
- Quiet hut
- Peer mediators

Task 2

Remind yourself of using brackets to add extra information here
<https://www.bbc.co.uk/bitesize/topics/zvwwxnb/articles/zg6xb82>

Key features this week include:

- Sub headings
- Rhetorical questions
- Present tense
- Persuasive language including lots of exciting description (adjectives, alliteration, repeated words for effect, range of sentence openers and conjunctions)

Today you are going to write the introduction and first two subheadings to persuade parents/children to come to Walnut Tree Primary School e.g.

Walnut Tree Walk Primary School

Are you wondering about where to send your child to school this year? Well, look no further because Walnut Tree Walk (in the heart of Lambeth) is the best school in London. It is.....(finish your introduction in a few more sentences describing where the school is etc)

	<p>Now use lots of persuasive language to write your first two subheadings that you made notes on above e.g.</p> <p><u>Learning</u> Does your child enjoy super science experiments? If yes, then come to Walnut Tree Walk because..... Walnut Tree Walk is a special and unique place to send your child....</p> <p><u>Clubs</u> Have you dreamed of a school where there are amazing opportunities before and after school to keep your children happy? Then look no further as Walnut Tree Walk offers.....</p>
<p>Task 3</p>	<p>Today, complete writing your next two sub headings: Remember to use lots of exciting and descriptive language to persuade!</p> <p><u>Performing Arts</u> Perform, perform, perform! Children know who they are at Walnut Tree Walk because the school has magnificent music and dazzling dance teachers....</p> <p><u>Outside Space.</u> Walnut Tree Walk has its very own edible garden! Children in all year groups get to...</p>

Grammar	
<p>This week we will be focusing on progressive verb tenses</p> <div data-bbox="113 1507 486 1785"> <p>Progressive Tense</p> <ul style="list-style-type: none"> • The progressive form of a verb tense expresses an action that is continuing at the time referred to in the sentence. The progressive form uses the present participle of the verb with the suitable tense of the verb <i>be</i>. • Present Progressive: They are laughing. • Past Progressive: They were laughing. • Future Progressive: They will be laughing. • Present Perfect Progressive: They have been laughing. • Past Perfect Progressive: They had been laughing. • Future Perfect Progressive: They will have been laughing. </div> <p>Watch: Please go to the following link for information and a video https://www.twinkl.co.uk/teaching-wiki/present-progressive-tense</p>	
<p>Do: D22 AND D23</p>	

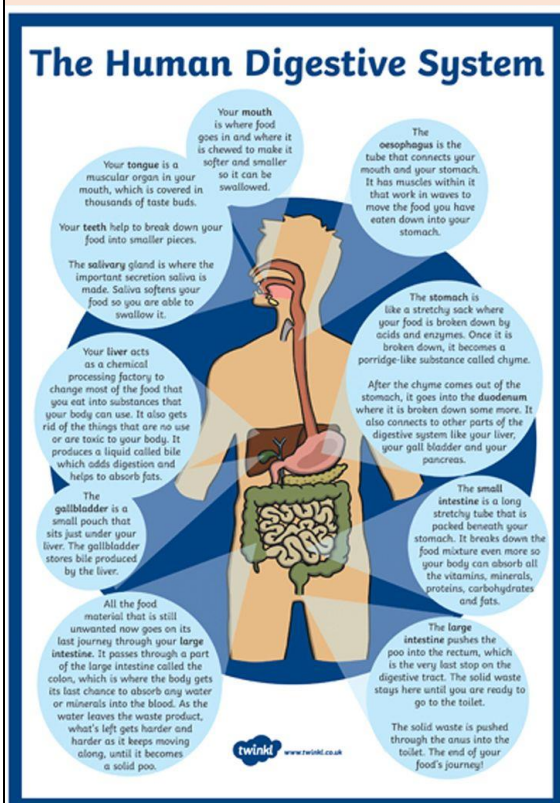
The Human Body. What happens to the food in your mouth and what is the digestive system?

Watch the following

<https://www.bbc.co.uk/bitesize/topics/z27kng8/articles/z9wk7p3>

<https://www.bbc.co.uk/bitesize/topics/z27kng8/articles/z2rxb82>

Design a fact file/poster about what you've learned about the digestive system.



Creative Activities and PE

If you would like to, why not try one or more of the following activities:

Lambeth have created an excellent website with links to lots of creative websites and activities. You can filter by age group and category (eg art, dance, music, poetry etc).

<https://elevatelambeth.london/>

Drama

London Bubble Theatre Company have produced some fun drama games and activities that can be done in the home. Walnut Tree Walk children love to use their imagination so this could be a great resource. Either google 'London bubble speech bubble' or go to the following link:

<https://www.londonbubble.org.uk/wp-content/uploads/2018/12/Drama-games-pack.pdf>

Art

Practice your sketching skills and draw Walnut Tree Walk!



CoolIt Art have some great free resources, activity ideas and lessons available here:

<https://www.coolitart.com/teaching-packs/>

Why don't you give one of them a try and send me a picture?

Music	<p>Why not try and make some instruments using items that you would normally put in the recycling. You can watch this video for inspiration:</p> <p>https://www.youtube.com/watch?v=ck8HlhHPLfQ</p> <p>If you have borrowed an instrument from the school library, you should have received some music sheets to help you learn at home. If you need more, please contact Chris cbrown@wtwschool.co.uk</p> <p>You could have a go at composing your own music. Go to the following link: https://www.classicsforkids.com/games/compose_your_own_music.php</p> <p>There are lots of great activities on the BBC Bring the Noise website for children of all ages: https://www.bbc.co.uk/teach/bring-the-noise</p>
Dance	<p>Emanuela will be doing a weekly dance lesson for the children at Walnut Tree Walk. This video lesson can be accessed at any time. The link will be sent out when it is ready each week.</p>
PE	<p>Joe Wicks is providing free PE lessons live at 9am each day via his YouTube channel. This is a great way to start the day and is suitable for all ages. Either google 'Joe Wicks PE lesson' or go to the link below:</p> <p>https://www.thebodycoach.com/blog/pe-with-joe-1254.html</p>