



Year 2 Home Learning week beginning 15/06/20

Please see below the tasks we would like your child to work on this week. Please do what you can but do not worry if you cannot complete all the work. Just do the amount of work that is right for your individual child and do not worry if it does not all get completed. We understand that each and every one of you is facing different circumstances and challenges.

If you have any problems, please remember that you can email me at dallen@wtwschool.co.uk during school hours. I will also be calling once a week so please feel free to use that call to ask for any help with any of the tasks, or to share what you have been doing.

Please note that any links to internet sites and YouTube videos need to be supervised by an adult, and they may contain adverts. You do not need to pay for any of the sites we are suggesting.

If you need any additional pencils, paper or other stationery, please contact the school and we can arrange that for you to collect.

Maths

Information for Parents:

This week we will be focusing on sorting and creating lists and tables.

The children have already seen Venn diagrams this year but if they need a refresh on what they mean here is a helpful video <https://www.bbc.co.uk/bitesize/clips/zyktfg8>

When looking at lists and tables it is just a chance for children to study the information before retrieving information.

It is important they understand words such a most, fewest, more than, most popular, most common, least popular.

Mymaths.co.uk tasks

This is a suggested break down of a lesson per day but it is up to you when they are completed in the week.

Monday

Today the focus will be on viewing information in lists and tables.

Children are to go to:

Statistics

Y2 Lists and tables 1

Tuesday	<p>Today the focus will be on lists and tables.</p> <p>Children are to go to: Statistics Y2 Lists and tables 2</p>
Wednesday	<p>Today the focus will be on sorting objects, shapes and numbers into categories</p> <p>Children are to go to: Statistics Y2 Sorting</p>
Thursday	<p>Today the focus will be on sorting shapes in a Venn diagram</p> <p>Children are to complete IXL task V.1</p>
	<p>Today the focus will be on counting shapes in a Venn diagram</p> <p>Children are to complete IXL task V.2</p>
<p>Extra Optional Work:</p> <p>If children would like to try sorting using a different table they can try sorting in a Venn diagram.</p> <p>https://www.topmarks.co.uk/Flash.aspx?f=carrollv7</p> <p>You may need to choose the conditions: they can build confidence sorting with one condition and move onto sorting by 2 conditions when they are ready.</p>	

Reading
<p>Please read daily a book of your choice for at least 30 minutes.</p> <p>Alternatively, you can read a free copy of the children's newspaper, First News, found at: https://schools.firstnews.co.uk/wp-content/uploads/sites/3/2020/03/Lores_718-1.pdf</p> <p>The following websites have some free ebooks. The Oxford Owl site is good as it will be similar books to the ones that the children read in school. It is free to use but you need to sign up to get login details.</p>

<https://www.oxfordowl.co.uk/for-home/find-a-book/library-page/>
<http://www.storylineonline.net>
<http://www.magickeys.com/books>

Writing

This week we will be using Traction Man as our inspiration.

Here is the link to the story: <https://www.youtube.com/watch?v=0JySea288Qo>

Task 1	<p>Can you imagine you are in charge of selling Traction man toys?</p> <p>Today you can create an advert for Traction Man, persuading people to buy him and telling people why he is so good.</p> <p>You advert could be written or recorded either as a radio advert with just your voice or a tv advert as a video.</p> <p>If you are making a recording, you may want to practise some ideas first or make some notes so you remember what you want to say.</p> <p>Try to include: <i>because</i> <i>adjectives to describe Traction man, his clothes and his powers</i></p>
Task 2	<p>At the end of the story Traction Man approaches some evil scissors. Can you write what happens next? How does Traction Man defeat the scissors? Does Scrubbing Brush help him out at all?</p>
Task 3	<p>Can you imagine that you have a problem in your home?</p> <p>Write a letter to Traction Man asking him to come and help rescue you and your family.</p> <p>Remember to include what the problem is and why you need his help. At the end you may want to tell him what he will get in return for helping you/ how you will thank him.</p>

Grammar

Learn:

This week we will be focusing on words which can be used for different meanings even when they are spelt the same.

Sometimes one word can have more than one meaning.

Jam. I like jam on my toast.
I am stuck in a traffic jam.

Well. There is water in the well.
I hope you are well.

Do:

Can you try and think of what 2 meanings these words have?

cricket

fair

pupil

Try IXL task: W.9

Phonics

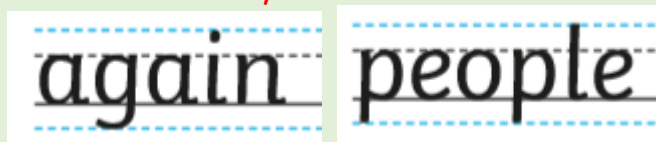
This week will be our final week looking at homophones. Remember to draw pictures or write the words in sentences so that you remember their meaning.

hole	whole
knight	night
blue	blew
deer	dear

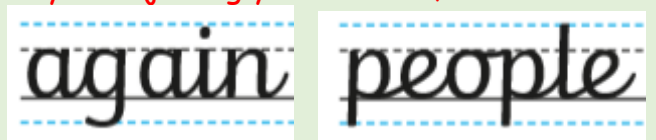
Handwriting

Can you try and practise these words in your best handwriting?

Remember to sit your letters on the line and leave clear finger spaces between each word.



If you're joining your letters, the words should look like this:



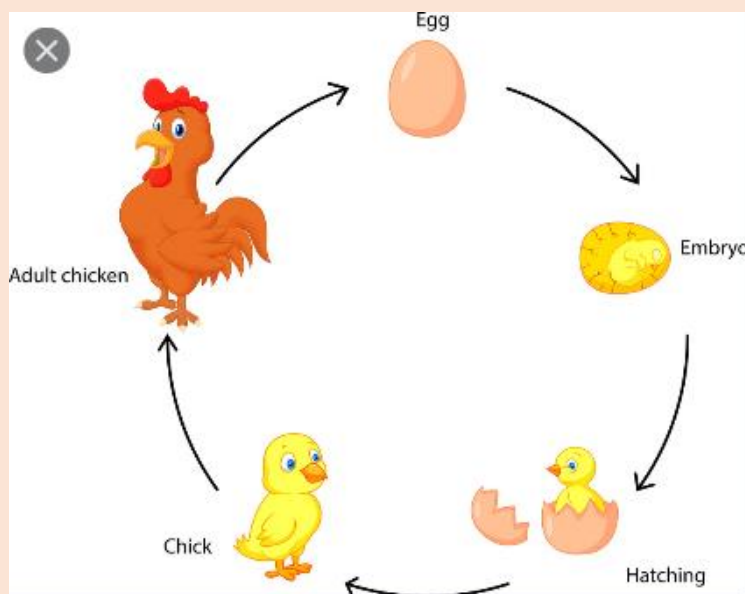
Science

Take a look at these life cycle videos/

<https://www.bbc.co.uk/bitesize/topics/z6882hv/articles/zttckqt>

Can you draw the life cycle of a butterfly or a frog using the videos to help you?
Or you can choose an animal of your own and draw their life cycle.

For example: The life cycle of a chicken looks like this.



Creative Activities and PE

If you would like to, why not try one or more of the following activities:

Lambeth have created an excellent website with links to lots of creative websites and activities. You can filter by age group and category (eg art, dance, music, poetry etc).

<https://elevatelambeth.london/>


Drama

London Bubble Theatre Company have produced some fun drama games and activities that can be done in the home. Walnut Tree Walk children love to use their imagination so this could be a great resource. Either google 'London bubble speech bubble' or go to the following link:

<https://www.londonbubble.org.uk/wp-content/uploads/2018/12/Drama-games-pack.pdf>

Art

Can you design your own superhero cape on a plain piece of paper?



Music

Why not try and make some instruments using items that you would normally put in the recycling. You can watch this video for inspiration:

<https://www.youtube.com/watch?v=ck8HlhHPLfQ>

If you have borrowed an instrument from the school library, you should have received some music sheets to help you learn at home. If you need more, please contact Chris cbrown@wtwschool.co.uk

You could have a go at composing your own music. Go to the following link:
https://www.classicsforkids.com/games/compose_your_own_music.php

There are lots of great activities on the BBC Bring the Noise website for children of all ages:
<https://www.bbc.co.uk/teach/bring-the-noise>

Dance	Emanuela will be doing a weekly dance lesson for the children at Walnut Tree Walk. This video lesson can be accessed at any time. The link will be sent out when it is ready each week.
PE	<p>Joe Wicks is providing free PE lessons live at 9am each day via his YouTube channel. This is a great way to start the day and is suitable for all ages. Either google 'Joe Wicks PE lesson' or go to the link below:</p> <p>https://www.thebodycoach.com/blog/pe-with-joe-1254.html</p>