



Year 2 Home Learning week beginning 01/06/20

Please see below the tasks we would like your child to work on this week. Please do what you can but do not worry if you cannot complete all the work. Just do the amount of work that is right for your individual child and do not worry if it does not all get completed. We understand that each and every one of you is facing different circumstances and challenges.

If you have any problems, please remember that you can email me at dallen@wtwschool.co.uk during school hours. I will also be calling once a week so please feel free to use that call to ask for any help with any of the tasks, or to share what you have been doing.

Please note that any links to internet sites and YouTube videos need to be supervised by an adult, and they may contain adverts. You do not need to pay for any of the sites we are suggesting.

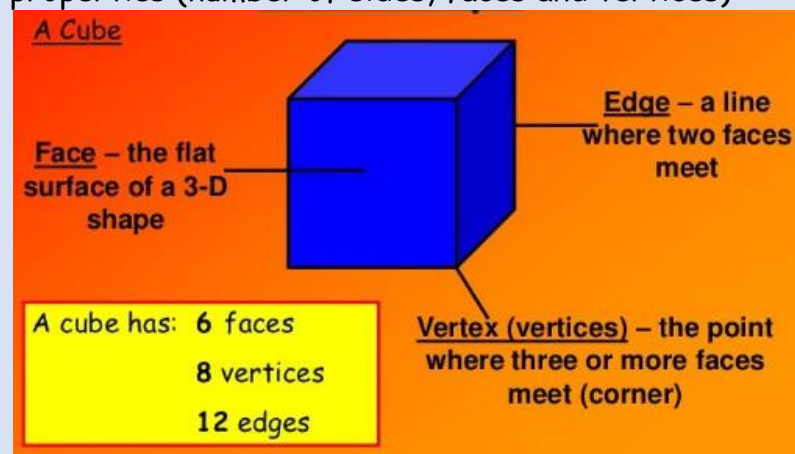
If you need any additional pencils, paper or other stationery, please contact the school and we can arrange that for you to collect.

Maths

Information for Parents:

This week we will be focusing on shape.

In year 2, children should be able to name common 2d and 3d shapes and discuss their properties (number of sides, faces and vertices)



Here is a 3d shape song to help your child remember the names of the shapes:

<https://www.youtube.com/watch?v=2cg-Uc556-Q>

Mymaths.co.uk tasks

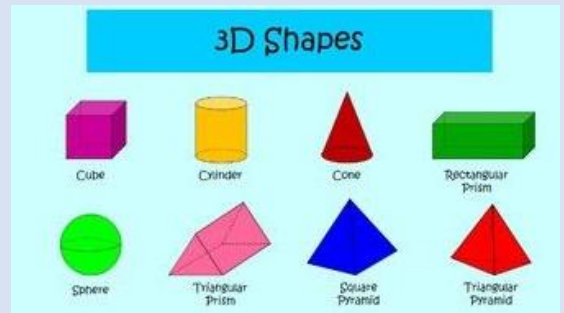
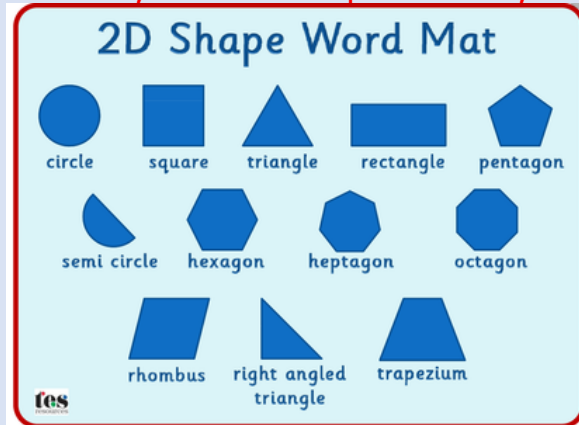
This is a suggested break down of a lesson per day but it is up to you when they are completed in the week.

Monday

Today the focus will be on shapes and finding them in your environment.

Can the children go on a shape hunt to spot 2d and 3d shapes around the house?

How many of these shapes can they find?



Tuesday

Today the focus will be on the properties of 2D shapes

Children are to complete the lesson and homework activity Y2 Describing shapes

Go to:
Geometry,
Properties of shape,
Y2 Describing shapes

Your child may find it helpful to watch the following video on BBC Bitesize
<https://www.bbc.co.uk/bitesize/topics/zjv39j6/articles/ztpwdmn>

Wednesday

Today the focus will be on the properties of 2d and 3d shapes

Children are to complete the lesson and homework activity Y2 2D and 3D shapes

Go to:
Geometry,
Properties of shape,
Y2 2D and 3D shapes

Your child may find it helpful to watch the following video on BBC Bitesize:
<https://www.bbc.co.uk/bitesize/topics/zjv39j6/articles/zcsjqty>
<https://www.bbc.co.uk/bitesize/topics/zjv39j6/articles/zgqpk2p>

Thursday	<p>Today the focus will be on a wider range of 3d shapes</p> <p>Children are to complete the lesson and homework activity Y2 3D shapes</p> <p>Go to: Geometry, Properties of shape, Y2 3D shapes</p>
Friday	<p>Today the focus will be on symmetry</p> <p>Children are to complete the lesson and homework activity Y2 symmetry</p> <p>Go to: Geometry, Properties of shape, Y2 symmetry</p> <p>Your child may find it helpful to watch the following video on BBC Bitesize https://www.bbc.co.uk/bitesize/clips/ztpyr82 </p>

Reading

Please read daily a book of your choice for at least 30 minutes.

Alternatively, you can read a free copy of the children's newspaper, First News, found at:

https://schools.firstnews.co.uk/wp-content/uploads/sites/3/2020/03/Lores_718-1.pdf

The following websites have some free ebooks. The Oxford Owl site is good as it will be similar books to the ones that the children read in school. It is free to use but you need to sign up to get login details.

<https://www.oxfordowl.co.uk/for-home/find-a-book/library-page/>

<http://www.storylineonline.net>

<http://www.magickeys.com/books>

Writing

Our new topic is superheroes.

This week I thought you could teach me about superheroes as I'm sure you're all experts.

<p>Task 1</p>	<p>Can you write a list of 10 super heroes that you know?</p> <p>Challenge:</p> <p>Next can you write this list again, but this time try to write it in alphabetical order?</p> <p>Alphabetical order means you write any words beginning with a first, then words beginning with b and then words beginning with c. You carry on like this all the way through the alphabet until all of the words in the list are in order.</p> <p>You can watch this link to learn more about writing words in alphabetical order:</p> <p>https://www.bbc.co.uk/bitesize/topics/zxfyjty/articles/zcyfsg8</p> <p>It might help to write out the alphabet in order to help you when you are ordering the words.</p>
<p>Task 2</p>	<p>Choose a hero that you know lots about. Can you create a fact file about that superhero?</p> <p>You can include:</p> <div data-bbox="379 1032 497 1160"> <p>A picture</p> </div> <p>What is their name?</p> <p>What is their super power?</p> <p>What are their weaknesses?</p> <p>Who is their enemy?</p> <p>What missions have they been on?</p>
<p>Task 3</p>	<p>Today, can you create another fact file like you did yesterday?</p> <p>You can either:</p> <p>choose another superhero that you know lots about or make up a new hero.</p> <p>You can follow the same titles as yesterday or you can include new ones like 'What is their favourite food?'</p>

Grammar

Learn:

This week we will be focusing on alphabetical order.

This means using the first letter in a word to decide where it should go.

So if you had:	apple	it would become:	apple (because a comes first in the alphabet)
	orange		carrot (because c is before o)
	carrot		orange

Watch:

Please go to the following site/ link to see a further explanation:

<https://www.bbc.co.uk/bitesize/topics/zxfyjty/articles/zcyfsg8>

Do:

Children can first practise writing the alphabet in order. They can practise both upper and lower case letters.

Next children could practise putting words in alphabetical order if you wanted to reduce screen time.

For example:

They could order lists of food items, lists of colours, lists of names in your family.

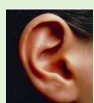
Children can do IXL tasks: V.1 and V.2

Phonics

This week we will look at homophones. These are words that sound the same but are spelt differently.


Sometimes it helps to draw pictures to understand their meaning. Or you can try using them in a sentence.

Hear




I can hear your music.

here



I am here.

See



I can see you.

sea



Swim in the sea.



Won

I won the race.



One

He is one years old.

To *I went to the shop.*

Too *It is too loud.*

Two *He is two years old.*

Can you use them each in your own sentence?

Handwriting

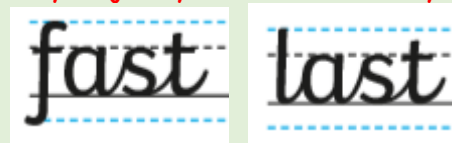


Can you practise these words in your best handwriting?

Remember to use clear finger spaces between each word.

Try to write your letters neatly on the line when you write and check if they are tall or short letters.

If you join your letters, they should look like this:



Science

This half term we are looking at animals.

We will start by looking at different animals and their babies.

Take a look at this clip for some examples:

<https://www.bbc.co.uk/bitesize/clips/z8x76sq>

Can you choose an animal? Can you draw that animal as a baby? Next can you draw the animal when it has grown?

Describe how the animal has changed as it has grown.

Here is a matching game to find the animals and their young.

<https://matchthememory.com/motherbaby>

Creative Activities and PE

If you would like to, why not try one or more of the following activities:

Lambeth have created an excellent website with links to lots of creative websites and activities. You can filter by age group and category (eg art, dance, music, poetry etc).

<https://elevatelambeth.london/>

Drama

London Bubble Theatre Company have produced some fun drama games and activities that can be done in the home. Walnut Tree Walk children love to use their imagination so this could be a great resource. Either google 'London bubble speech bubble' or go to the following link:

<https://www.londonbubble.org.uk/wp-content/uploads/2018/12/Drama-games-pack.pdf>

Art

Can you practise your bubble writing?

Try to write some different sounds you see in comics in bubble writing and draw different shape bubbles around them.

Remember to start with the writing before you try to draw the bubble, otherwise it might not fit.



Music

Why not try and make some instruments using items that you would normally put in the recycling. You can watch this video for inspiration:

<https://www.youtube.com/watch?v=ck8HlhHPLfQ>

If you have borrowed an instrument from the school library, you should have received some music sheets to help you learn at home. If you need more, please contact Chris cbrown@wtwschool.co.uk

You could have a go at composing your own music. Go to the following link:

https://www.classicsforkids.com/games/compose_your_own_music.php

There are lots of great activities on the BBC Bring the Noise website for children of all ages:

<https://www.bbc.co.uk/teach/bring-the-noise>

Dance	Emanuela will be doing a weekly dance lesson for the children at Walnut Tree Walk. This video lesson can be accessed at any time. The link will be sent out when it is ready each week.
PE	<p>Joe Wicks is providing free PE lessons live at 9am each day via his YouTube channel. This is a great way to start the day and is suitable for all ages. Either google 'Joe Wicks PE lesson' or go to the link below:</p> <p>https://www.thebodycoach.com/blog/pe-with-joe-1254.html</p>