



Year 1 Home Learning week beginning 8/06/20

Please see below the tasks we would like your child to work on this week. Please do what you can but do not worry if you cannot complete all the work. Just do the amount of work that is right for your individual child and do not worry if it does not all get completed. We understand that each and every one of you is facing different circumstances and challenges.

If you have any problems, please remember that you can email me at amurray@wtwschool.co.uk during school hours. I will also be calling once a week so please feel free to use that call to ask for any help with any of the tasks, or to share what you have been doing.

Please note that any links to internet sites and YouTube videos need to be supervised by an adult, and they may contain adverts. You do not need to pay for any of the sites we are suggesting.

If you need any additional pencils, paper or other stationery, please contact the school and we can arrange that for you to collect.




Maths	
Information for Parents: <ul style="list-style-type: none">• This week, we will be focussing on time• The children will just be gaining an understanding of the concept of time• We will be sequencing events, learning the days and the months	
This is a suggested break down of a lesson per day but it is up to you when they are completed in the week.	
Monday	<p>Today the focus will be on sequencing events.</p> <p>You can start by watching this video: https://www.youtube.com/watch?v=vqPVnXun1Bc</p> <ul style="list-style-type: none">• Today children will be introduced to key vocabulary related to time• They can use before, after, first, next, then and finally to describe sort and order events

Draw a line from each label to the correct picture. Now use the labels to describe the pictures.

first

then

finally




E
VF

Draw a line from each label to the correct picture. Now use the labels to describe the pictures.

first

then

finally

VF

They can also play these online games:

<https://www.education.com/games/kindergarten/sequencing-events/>

Tuesday

Today the focus will be learning times of day

You can start by watching this video:

<https://www.youtube.com/watch?v=vqPVnXun1Bc>

- Today the children will use the vocabulary morning, afternoon and evening
- They can be introduced to midday and midnight
- They can sort activities into morning, afternoon and evening/night
- They can draw a picture of something that they do at each of these times.

Draw something you do at each time of day.

morning	daytime	evening

VF


Children are then to do the following tasks:

My maths: measurement > Year 1 > sequencing events

Wednesday	<p>Today the focus will be on months of the year</p> <p>You can start by watching this lesson: https://www.youtube.com/watch?v=Fe9bnYRzFvk</p> <ul style="list-style-type: none"> • Today children are to learn all the months of the year • They need to know which order the months are in • They need to know what month comes before or after said month • They can learn what months are associated with each season • They should all learn the date of their birthday <p>Children are then to do the following tasks:</p> <p>My maths: measurement < year 1 < understanding time IXL : R:13 Months of the Year</p> <p>They can also play these online games: https://www.abcya.com/games/months_of_the_year https://www.helpfulgames.com/subjects/english/months.html https://wordwall.net/resource/41387/maths/ordering-months-year</p>
Thursday	<p>Today the focus will be on days of the week.</p> <p>You can start the lesson by watching the following video: https://www.youtube.com/watch?v=HtQcnZ2JWsY (unfortunately this starts on Sunday, but very catchy!)</p> <ul style="list-style-type: none"> • Today children are going to learn the days of the week • They will need to learn the order of the days • They will learn which days come before or after a said day <p>BBC Bitesize has a good video and quiz on this: https://www.bbc.co.uk/bitesize/topics/zrqqtfr/articles/ztjg39q</p> <p>Children are then to do the following tasks:</p> <p>My maths: measurement< year 1 < talking about time IXL R:12 Days of the week</p> <p>They can also play these online games: https://www.abcya.com/games/days_of_the_week https://www.helpfulgames.com/subjects/english/days-of-the-week.html</p>

Friday	<p>Today the focus will be on reading a calendar</p> <p>Children are to do the following task:</p> <p>IXL: R:14 Read a calendar</p>
---------------	--

Reading
<p>Please read daily a book of your choice for at least 30 minutes.</p> <p>Alternatively, you can read a free copy of the children's newspaper, First News, found at: https://schools.firstnews.co.uk/wp-content/uploads/sites/3/2020/03/Lores_718-1.pdf</p> <p>The following websites have some free ebooks. The Oxford Owl site is good as it will be similar books to the ones that the children read in school. It is free to use but you need to sign up to get login details.</p> <p>https://www.oxfordowl.co.uk/for-home/find-a-book/library-page/ http://www.storylineonline.net http://www.magickeys.com/books</p> <p>Please email me if you are unsure of your child's reading level.</p>

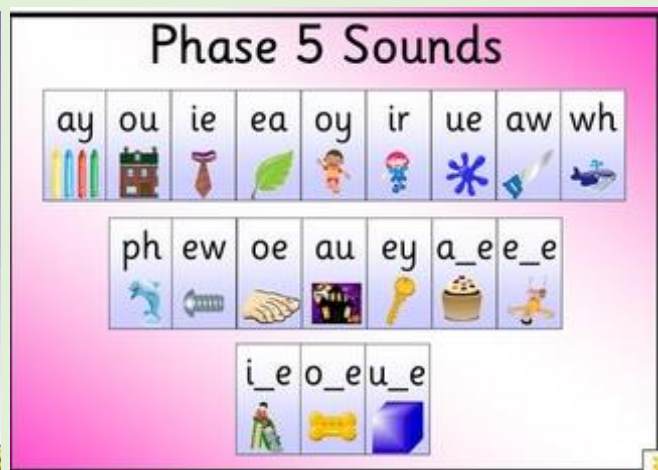
Writing	
<p>Our topic is now plants, so many of the books and the writing we will do will be based on that.</p> <p>This week we will be reading 'Oliver's Vegetables' by Vivian French.</p> <p>This also links well with our maths work on days of the week.</p> <p>Here is a link to the book being read</p> <p>https://www.youtube.com/watch?v=UcxnE4Xh0-g</p>	
Task 1	<p><u>To retell the beginning of the story</u></p> <p>Children can retell the beginning of the story which can include:</p> <ul style="list-style-type: none">• On Monday Oliver went to grandpa's house• Oliver wanted chips• Grandpa said he had to find the potatoes but if he found something else he had to eat it• Oliver pulled some leaves but they were carrots (could use an adverb to describe how Oliver ran round the garden)• Oliver ate the carrots for lunch (could use an adjective to describe carrots)

Task 2	<p><u>To retell the middle of the story</u></p> <p>Children can tell the middle of the story which can include:</p> <ul style="list-style-type: none"> On Tuesday Oliver found CRINKLY leaves but they were spinach so they had spinach for supper (can use adjective to describe spinach) On Wednesday Oliver found leaves but they were rhubarb so they ate rhubarb pie (can use adjective to describe rhubarb) On Thursday Oliver found cabbage and ate two helpings (can use adjective to describe cabbage)
Task 3	<p><u>To retell the ending of the story</u></p> <p>Children can retell the ending of the story which can include:</p> <ul style="list-style-type: none"> On Friday Oliver found some beetroot so he ate beetroot salad (can use adjective to describe beetroot) On Saturday Oliver found peas so he ate pea soup in the evening On Sunday Oliver found the potatoes They used the potatoes to make chips (use adjective to describe chips)

Phonics & Spelling

Phonics

- The children have now covered all of their sounds from phase 2-5.
- They will still need to practise these sounds daily, so I have attached phase 3 and 5 sound mats below.



- Your child may have difficulty with a particular sound which you might want to focus on
- They can also practise their sounds using the following websites:
<https://www.phonicsplay.co.uk/freeIndex.htm>
<https://www.phonicsbloom.com/>
<https://www.teachyourmonstertoread.com/u/2151661>

Username - child's name

Password - aimee

Number - 2151661

Spelling

Each week I will now set six high frequency words for the children to practise spelling. This week's words are:

1. was
2. his
3. has
4. you
5. your
6. they

Handwriting

It is really important for the children to continue to practise their letter formation. They can either watch a video or an adult at home can model it to them. They can then practise writing it out a few times. There are also some great apps for this which are available on ipads and tablets.

<http://www.ictgames.com/mobilePage/skyWriter/index.html>

<https://www.youtube.com/watch?v=TYYSBProJH4>

<https://www.youtube.com/watch?v=Sw2KZki-eaA>

<https://www.youtube.com/watch?v=DlojiV3yszA>

Science

This term we are learning all about plants. At home the children can do the following activities:

- Label parts of a flowering plant and tree (leaves, flowers (blossom), petals, fruit, roots, bulb, seed, trunk, branches, stem)
- Label parts of a tree
- The children should become familiar with the names of common plants
- Understand some trees are deciduous and some are evergreen
- They can plant a plant of their choice and observe how it changes over time
- Understand what a flower needs to grow

Some useful links:

<https://www.bbc.co.uk/bitesize/topics/zpxnyrd>

<https://www.bbc.co.uk/programmes/articles/Mf5rhbTkHLZ3fbJzScyDvC/primary-science-plants>

<https://www.educationquizzes.com/ks1/science/plants-flowering-plants/>

Creative Activities and PE

If you would like to, why not try one or more of the following activities:

Lambeth have created an excellent website with links to lots of creative websites and activities. You can filter by age group and category (eg art, dance, music, poetry etc).

<https://elevatelambeth.london/>

Drama	<p>London Bubble Theatre Company have produced some fun drama games and activities that can be done in the home. Walnut Tree Walk children love to use their imagination so this could be a great resource. Either google 'London bubble speech bubble' or go to the following link:</p> <p>https://www.londonbubble.org.uk/wp-content/uploads/2018/12/Drama-games-pack.pdf</p>
Art	<p>CoolIt Art have some great free resources, activity ideas and lessons available here:</p> <p>https://www.coolitart.com/teaching-packs/</p> <p>Why don't you give one of them a try and send me a picture?</p>
Music	<p>Why not try and make some instruments using items that you would normally put in the recycling. You can watch this video for inspiration:</p> <p>https://www.youtube.com/watch?v=ck8HlhHPLfQ</p> <p>If you have borrowed an instrument from the school library, you should have received some music sheets to help you learn at home. If you need more, please contact Chris cbrown@wtwschool.co.uk</p> <p>You could have a go at composing your own music. Go to the following link:</p> <p>https://www.classicsforkids.com/games/compose_your_own_music.php</p> <p>There are lots of great activities on the BBC Bring the Noise website for children of all ages:</p> <p>https://www.bbc.co.uk/teach/bring-the-noise</p>
Dance	<p>Emanuela will be doing a weekly dance lesson for the children at Walnut Tree Walk. This video lesson can be accessed at any time. The link will be sent out when it is ready each week.</p>
PE	<p>Joe Wicks is providing free PE lessons live at 9am each day via his YouTube channel. This is a great way to start the day and is suitable for all ages. Either google 'Joe Wicks PE lesson' or go to the link below:</p> <p>https://www.thebodycoach.com/blog/pe-with-joe-1254.html</p>