



### Year 1 Home Learning week beginning 22/06/20

Please see below the tasks we would like your child to work on this week. Please do what you can but do not worry if you cannot complete all the work. Just do the amount of work that is right for your individual child and do not worry if it does not all get completed. We understand that each and every one of you is facing different circumstances and challenges.





If you have any problems, please remember that you can email me at [amurray@wtwschool.co.uk](mailto:amurray@wtwschool.co.uk) during school hours. I will also be calling once a week so please feel free to use that call to ask for any help with any of the tasks, or to share what you have been doing.

Please note that any links to internet sites and YouTube videos need to be supervised by an adult, and they may contain adverts. You do not need to pay for any of the sites we are suggesting.

If you need any additional pencils, paper or other stationery, please contact the school and we can arrange that for you to collect.

Maths	
<b>Information for Parents:</b>	
This week, we will be focussing on position and direction	
This is a suggested break down of a lesson per day but it is up to you when they are completed in the week.	
<b>Monday</b>	<p>Today the focus will be on describing turns</p> <p>You can start the lesson by watching this video: <a href="https://www.youtube.com/watch?v=p8nwiJoJfPU">https://www.youtube.com/watch?v=p8nwiJoJfPU</a></p> <ul style="list-style-type: none"><li>• Children use the language 'full', 'half', 'quarter' and 'three-quarter' to describe turns made by shapes/objects.</li><li>• Children should practically turn objects, shapes and themselves in different directions but do not need to describe the direction of the turns.</li><li>• Children should investigate whether they can finish facing the same direction if they complete different turns.</li></ul> <p>Activities:</p>

draw this shape after the turns

	Half Turn	
	Quarter Turn	
	Full Turn	
	Three-quarter Turn	

write what turns these shapes have made



This shape has made a \_\_\_\_\_ turn.



This shape has made a \_\_\_\_\_ turn.



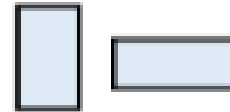
This shape has made a \_\_\_\_\_ turn.

### Challenge

Aleena says that the rectangle has made a quarter turn.

Tyler says that the rectangle has made a three-quarter turn.

Who is right? Explain your answer"



### **Tuesday**

Today the focus will be on using left/ right and forwards/backwards

You can start the lesson by watching this video:

<https://www.youtube.com/watch?v=gRbwFq9665k>

- Children use 'left', 'right', 'forwards' and 'backwards' to describe position and direction.
- They will describe the position of objects and shapes from different starting positions.
- You could use board games such as Snakes and Ladders and Twister to explore positional language.
- Where possible, this concept should be explored practically.


### Activities




Which car is 1 up and 2 left from the green car?




Which car is 1 down and 1 right from the pink car?




Colour the shape left of the circle



Colour the shape right of the square



Colour the shape one space down and one space right of the square



Colour the shape two spaces left and one space up from the heart

## Wednesday

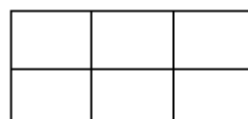
Today the focus will be on using bottom, above and below

You can start the lesson by watching this video:


<https://www.youtube.com/watch?v=xyMrLQ4ZI-4>

- Children will build upon directional language 'left' and 'right' to assist with describing position.
- They will describe position using: 'top', 'in between', 'bottom', 'above' and 'below'.
- Children explore the position of objects and shapes from different starting points.
- Where possible, this concept should be explored practically both inside and outside

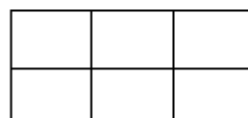
## Activities




Draw an X in the top middle box.



Draw an X in the bottom right box.



Draw an X in the bottom right box.



Draw an X in the top left box.



The grapes are \_\_\_\_\_ the pineapple.

The apple is \_\_\_\_\_ the pineapple.



The cow is \_\_\_\_\_ the dog.

The dog is \_\_\_\_\_ the pig.

## Thursday

Today the focus will be on finding locations on a grid

You can start the lesson by watching this video:

<https://www.youtube.com/watch?v=XfLjhLiR-mA>

### Activities

Put the children's names in the correct boxes to show where they sit.


FRONT

- Ted sits in the top left corner
- Hannah sits two seats to the right of Ted
- Andy sits in front of Hannah
- Catherine sits to the left of Andy
- Ellie sits in the bottom right corner
- Barry sits on the left of Ellie
- Abigail sits two seats behind Barry
- Dave sits in bottom left corner

IXL J.8

## Friday

Today the focus will be on consolidating the week's work.

The children can watch and answer the interactive lesson and set homework on [mymaths.co.uk](http://mymaths.co.uk)

### Extra Optional Work:

If you would like to do some optional additional work linked to this, please try the following on IXL:

J.1, J.2, J.3, J.4, J.5, J.6, J.7

## Reading

Please read daily a book of your choice for at least 30 minutes.

Alternatively, you can read a free copy of the children's newspaper, First News, found at:  
[https://schools.firstnews.co.uk/wp-content/uploads/sites/3/2020/03/Lores\\_718-1.pdf](https://schools.firstnews.co.uk/wp-content/uploads/sites/3/2020/03/Lores_718-1.pdf)

The following websites have some free ebooks. The Oxford Owl site is good as it will be similar books to the ones that the children read in school. It is free to use but you need to sign up to get login details.

<https://www.oxfordowl.co.uk/for-home/find-a-book/library-page/>  
<http://www.storylineonline.net>  
<http://www.magickeys.com/books>

Please email me if you are unsure of your child's reading level.

## Writing


Our topic is now plants, so many of the books and the writing we will do will be based on that. This week we will be reading 'The Enormous Turnip' which can be found following this link

[https://www.youtube.com/watch?v=jhw\\_IzJdVuU](https://www.youtube.com/watch?v=jhw_IzJdVuU)

- This week, the children will adapt the story by changing some elements
- They must change the vegetable being grown to any root vegetable of their choice.
- They can use a synonym for 'enormous'
- They can also change the character growing and the characters helping to pull the vegetable.

These could be family members, friends, animals or cartoon characters etc.

- They should get the opportunity to think and plan this



### Task 1

To write the beginning of their adapted story

They can introduce their main character and describe how he planted his seeds. They can then write about how their character cared for the plant and how it began to grow bigger and bigger.

### Task 2


To write the middle of their adapted story

	They can write about how their character decided to pull up their vegetable but they couldn't, so they asked _____ to help. Their two characters can then fail to pull up the vegetable, so they ask _____.
<b>Task 3</b>	<p>To write the ending of their adapted story</p> <p>Their three characters can ask _____ for help. They can pull up the vegetable and fall on top of each other. They can then say how their character felt (synonyms for happy). Then they can all eat the vegetable and live happily ever after.</p>

## Phonics & Spelling

### Phonics

- The children have now covered all of their sounds from phase 2-5.
- They will still need to practise these sounds daily, so I have attached phase 3 and 5 sound mats below.



- Your child may have difficulty with a particular sound which you might want to focus on, using the same method as we did before. Practise saying, practise writing and practise reading.
- They can also practise their sounds using the following websites:

<https://www.phonicsplay.co.uk/freeIndex.htm>

<https://www.phonicsbloom.com/>

<https://www.teachyourmonstertoread.com/u/2151661>

Username - child's name

Password - aimee

Number - 2151661

### Spelling

Each week I will now set six high frequency words for the children to practise spelling.

This week's words are:

- love
- come
- some
- one

5. once
6. ask

### Handwriting

It is really important for the children to continue to practise their letter formation. They can either watch a video or an adult at home can model it to them. They can then practise writing it out a few times. There are also some great apps for this which are available on ipads and tablets.

<http://www.ictgames.com/mobilePage/skyWriter/index.html>

<https://www.youtube.com/watch?v=TYYSBProJH4>

<https://www.youtube.com/watch?v=Sw2KZki-eaA>

<https://www.youtube.com/watch?v=DlojiV3yszA>

### Science

This term we are learning all about plants. At home the children can do the following activities:

- Label parts of a flowering plant and tree (leaves, flowers (blossom), petals, fruit, roots, bulb, seed, trunk, branches, stem)
- Label parts of a tree
- The children should become familiar with the names of common plants
- Understand some trees are deciduous and some are evergreen
- They can plant a plant of their choice and observe how it changes over time
- Understand what a flower needs to grow

Some useful links:

<https://www.bbc.co.uk/bitesize/topics/zpxnyrd>

<https://www.bbc.co.uk/programmes/articles/Mf5rhbTkHLZ3fbJzScyDvC/primary-science-plants>

<https://www.educationquizzes.com/ks1/science/plants-flowering-plants/>



## Creative Activities and PE

If you would like to, why not try one or more of the following activities:

Lambeth have created an excellent website with links to lots of creative websites and activities. You can filter by age group and category (eg art, dance, music, poetry etc).

<https://elevatelambeth.london/>

Drama	<p>London Bubble Theatre Company have produced some fun drama games and activities that can be done in the home. Walnut Tree Walk children love to use their imagination so this could be a great resource. Either google 'London bubble speech bubble' or go to the following link:</p> <p><a href="https://www.londonbubble.org.uk/wp-content/uploads/2018/12/Drama-games-pack.pdf">https://www.londonbubble.org.uk/wp-content/uploads/2018/12/Drama-games-pack.pdf</a></p>
Art	<p>CoolIt Art have some great free resources, activity ideas and lessons available here:</p> <p><a href="https://www.coolitart.com/teaching-packs/">https://www.coolitart.com/teaching-packs/</a></p> <p>Why don't you give one of them a try and send me a picture?</p>
Music	<p>Why not try and make some instruments using items that you would normally put in the recycling. You can watch this video for inspiration:</p> <p><a href="https://www.youtube.com/watch?v=ck8HlhHPLfQ">https://www.youtube.com/watch?v=ck8HlhHPLfQ</a></p> <p>If you have borrowed an instrument from the school library, you should have received some music sheets to help you learn at home. If you need more, please contact Chris <a href="mailto:cbrown@wtwschool.co.uk">cbrown@wtwschool.co.uk</a></p> <p>You could have a go at composing your own music. Go to the following link:</p> <p><a href="https://www.classicsforkids.com/games/compose_your_own_music.php">https://www.classicsforkids.com/games/compose_your_own_music.php</a></p> <p>There are lots of great activities on the BBC Bring the Noise website for children of all ages:</p> <p><a href="https://www.bbc.co.uk/teach/bring-the-noise">https://www.bbc.co.uk/teach/bring-the-noise</a></p>
Dance	<p>Emanuela will be doing a weekly dance lesson for the children at Walnut Tree Walk. This video lesson can be accessed at any time. The link will be sent out when it is ready each week.</p>
PE	<p>Joe Wicks is providing free PE lessons live at 9am each day via his YouTube channel. This is a great way to start the day and is suitable for all ages. Either google 'Joe Wicks PE lesson' or go to the link below:</p> <p><a href="https://www.thebodycoach.com/blog/pe-with-joe-1254.html">https://www.thebodycoach.com/blog/pe-with-joe-1254.html</a></p>



