

Day 4: What do you remember?

What goes next in this pattern?



LO: To understand the
rule of a repeated
pattern

Important words to use:
Can you say them in a squeaky voice?

find

sequence

repeat


pattern

next

Think about the rule of a repeating pattern.

Which of these is a repeated pattern?

Rule – to repeat the sequence!



The blue circle breaks the sequence and stops it being a repeated pattern




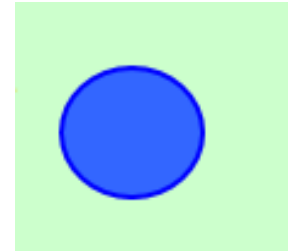
The sequence of colours continues so it is a repeated pattern!

Patterns can be made using all sorts of shapes, colours, and images but the *rule* for a *repeating pattern* stays the same!

Can you complete these
repeated pattern

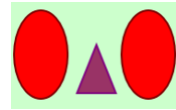


or


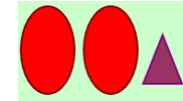


Who is right?

I think that
goes next



I think that
goes next




Connor is right! Chris's idea would break the sequence and stop it being a repeated pattern!








Challenge



Can you can copy and complete this repeated pattern?



Is there anything
you can see
around you
which is a
repeated pattern?
Can you copy it?



Challenge



Can you use these shapes to create your own repeated pattern?

