


Parent Information: Pattern

The learning this week is pattern. It is important to help your child focus on the key learning, which is being able to identify patterns, in particular repeating patterns.

The LO stands for the learning objectives. These are what we want the children to be able to say by the end of the lesson.

Resources- socks, shoes, pencils, fruit and any other items which can be used to practically make patterns.



Day 1: What do you remember?

Last Week...

What does capacity
mean?

LO: To recognise a
pattern

Can you shout these words out?

pattern

colour

rule

shape

sounds

object

What is a pattern?

Patterns can be made using all sorts of things!



100 200 300 400 500

**A pattern is
when there
are things
that are
arranged
following a
rule or rules.**

Lots of animals have patterns.




See if you can name any of these animals from these pictures of their pattern.



Can you think of any other animals which might have a recognisable pattern?

Patterns can be found everywhere! Our clothes often have some beautiful patterns! Can you spot any patterns on the clothes here?





Look at what you're wearing. Do you have any clothes with patterns.

Even foods have patterns! Can you name any of these foods from their patterns?



Can you think of any other foods with patterns?



Some patterns can be heard and are not always seen!



Clap



Stamp



Clap




Stamp

Can you copy
this pattern?
Can you keep it
going?



Challenge



See what different patterns you can
see and hear in the environment
around you