

What do you remember?

Yesterday... What does half full mean?

L:O To predict the capacity
of different containers

What will happen if we keep pouring lots of water into a container?



When a container
is full it will
overflow!



This means that
there is no more
space in the
comntainer!

It has
reached its
full capacity

Do you remember which of these has the biggest capacity the



or the



?





The yogurt pot is smaller so won't have a very big capacity



The ice cream tub is bigger so will have a much bigger capacity

Do you have these items at home? In a safe place can you see how many times you have to fill the yogurt tub with water to fill the ice cream tub?

On your whiteboard draw a table like the one below.


		Estimation	Actual
Small bowl			
Cup			

Remember an estimation is a sensible guess!

Using a small container of your choice, maybe a yogurt pot, can you predict how many times it will take to fill the small bowl and cup with water? This will show you which has the biggest capacity!



Challenge



Can you explore the capacity of other containers from around your house? Use the smallest container to fill the bigger containers!