



Year 2 Home Learning week beginning 4/05/20

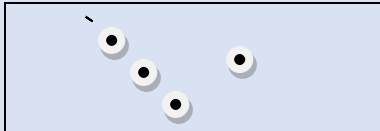

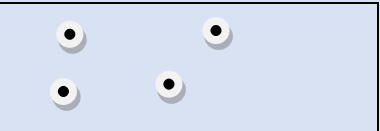






Please see below the tasks we would like your child to work on this week. Please do what you can but do not worry if you cannot complete all the work. Just do the amount of work that is right for your individual child and do not worry if it does not all get completed. We understand that each and every one of you is facing different circumstances and challenges.

If you have any problems, please remember that you can email me at dallen@wtwschool.co.uk during school hours. I will also be calling once a week so please feel free to use that call to ask for any help with any of the tasks, or to share what you have been doing.

Please note that any links to internet sites and YouTube videos need to be supervised by an adult, and they may contain adverts. You do not need to pay for any of the sites we are suggesting.

If you need any additional pencils, paper or other stationery, please contact the school and we can arrange that for you to collect.

Maths	
Information for Parents: This week we will look again at fractions. Children should remember that fractions are equal parts of a whole. To re-cap equal parts children can complete IXL M.2 if they would like. We can look at the numerator (the number on top) to tell us how many parts are shaded. The denominator (the number on the bottom) tells us the total number of parts. So $\frac{1}{2}$ → has one part shaded 2 → and two parts in total	
Mymaths.co.uk tasks	
This is a suggested break down of a lesson per day but it is up to you when they are completed in the week.	
Monday	Today the focus will be on finding a half and quarter You can re-cap these by folding paper in half and then quarter. It is important that children remember that fractions are equal parts of a whole. Children can complete: Number Fractions Y2 Introducing Fractions

Tuesday	<p>Today the focus will be on simple fractions.</p> <p>Children can complete: Number Fractions Y2 Simple fractions</p>						
Wednesday	<p>Today the focus will be on finding fractions of an amount.</p> <p>To find a fraction of a shape we used the bar method in school. We split the bar into the correct number of sections using the denominator. To find $\frac{1}{3}$ of 12 apples we can share 12 apples (or draw dots) between 3 sections in the bar.</p> <p>Then count the section you need: so $\frac{1}{3}$ will be 4.</p> <p>If you were finding $\frac{2}{3}$ you follow the same method with the bar but then count 2 of the sections. So $\frac{2}{3}$ of 12 = 8</p> <table><tr><td></td><td></td><td></td></tr><tr><td>$\frac{1}{3}$</td><td>$\frac{1}{3}$</td><td>$\frac{1}{3}$</td></tr></table> <p>Children can complete: Number Fractions Y2 Modelling fractions of amounts</p>				$\frac{1}{3}$	$\frac{1}{3}$	$\frac{1}{3}$
							
$\frac{1}{3}$	$\frac{1}{3}$	$\frac{1}{3}$					
Thursday	<p>Today the focus will be continuing to look at fractions of a shape</p> <p>You can complete IXL: M.3 or M.4</p>						
Friday	<p>Today the focus will be on comparing fractions:</p> <p>Today is a challenge. Look at which fraction is greater or less on IXL: M.7</p>						
<p>If you would like to do some optional additional work linked to this, please try the following IXL tasks:</p> <p>For a challenge this week children can complete: M.5 and M.6.</p>							

Reading

Please read daily a book of your choice for at least 30 minutes.

Alternatively, you can read a free copy of the children's newspaper, First News, found at:

https://schools.firstnews.co.uk/wp-content/uploads/sites/3/2020/03/Lores_718-1.pdf

The following websites have some free ebooks. The Oxford Owl site is good as it will be similar books to the ones that the children read in school. It is free to use but you need to sign up to get login details.

<https://www.oxfordowl.co.uk/for-home/find-a-book/library-page/>

<http://www.storylineonline.net>

<http://www.magickeys.com/books>

Writing

This week we are going to continue to work on using exciting and adventurous vocabulary as we write.

On the first day really encourage the children to write down lots of describing words to help them with the writing for the rest of the week.

Also, it is completely okay to help them up-level a few of their descriptive words on the first day as this will improve the quality of the writing for the rest of the week and help them to hear and use a wider range of vocabulary.

Task 1

Can you create a new mini beast and come up with a name for it?

You can either mix up parts of mini beasts that already exist, or you can make up a whole new one



Ladybird and a grass hopper =
Ladyhopper



Butterfly and a bumblebee =
Butterree

For example:

Around your mini beast can you label their body parts using expanded noun phrases (two adjectives and a body part) – thin, sticky legs

Tiny, piercing eyes

Oval, black spots

Long, curved antennae

Here are some body parts you may want to label:

	Eyes, wings, legs, head, antenna, thorax (the part of the body between the neck and the abdomen) , abdomen (the part which contains the belly)
Task 2	<p>Can you write an information card about your new insect explaining what their body parts can do?</p> <p>Remember to include conjunctions: and, but, or, because, if, when</p> <p>Challenge: try include your amazing describing words from yesterday.</p> <p>Example: <u>What is a ladyhopper?</u> Did you know that a ladyhopper is a new mini beast which has been discovered in the Amazon Rainforest. It has thin, sticky legs which are powerful and can help it to jump from leaf to leaf. On top of its body it is bright red and there are oval, black spots that scare away predators because it needs to stay safe. It has quite short antennae but it can also use its front legs to search for delicious food like aphids, ants and any other miniature mini beasts which it can gobble up in one bite.</p>
Task 3	<p>Can you write a description of where your mini beast lives?</p> <p>Is it in a busy rainforest, near a pond, in a meadow of flowers or in a woodland area under a log?</p> <p>What can it see?</p> <p>What can it hear?</p> <p>What can it feel?</p> <p>Example: <u>Where does the ladyhopper live?</u> All through the air you can hear thousands of mini beasts making clicking and whistling noises. On the ground there is a mixture of gooey, wet mud that the animals can all leave their footprints on and some large, grey rocks for them to sleep underneath. Most days it is scorching hot with relentless pouring rain. The insects can always hear the pitter patter of raindrops falling all around them.</p>

Grammar	
Learn:	<p>This week the children will look at questions as a type of sentence. They should be aware of question marks and understand that these are used at the end of every question when they are recorded. Questions are a type of sentence which tries to find out information.</p>
Watch:	<p>Please go to the following site/ link to see a further explanation:</p> <p>https://www.bbc.co.uk/bitesize/topics/z8x6cj6/articles/zcm3qhv</p>

Do: Children can play this game on BBC Bitesize, by choosing the punctuation section on the game and then the question mark section.

<https://www.bbc.co.uk/bitesize/topics/zd63xyc/articles/zncqv7>

If they'd like further practise they can complete IXL tasks:

L.2

L.7

If you'd like a paper based task you could write a mixture of statements e.g. the computer has a flat screen and a variety of questions e.g. What happened yesterday and ask the children to add the correct punctuation.

Phonics

Recap the split digraphs:

a-e	i-e	o-e	u-e

Can you write these words into the correct list?

Flame home shape tune cube alone
Explode phone whale whole grateful
Code inside gale inhale tiles


The new spelling rule is words which end in -tion.

Can you practise each of these words?

addition subtraction potion fiction
section option introduction

Handwriting

Let's practise forming each of these letters correctly and starting in the right place:



Remember to check the tall and short letters as you write them and leave clear finger spaces between each word.

Can you practise writing these words in your best handwriting?

whole clothes

If you are joining your writing, it should look like this:


whole clothes

Again, remember to join your 'o' at the top.

Science

Continuing our plants topic:

Can you go on a leaf hunt?



Can you find any of these leaves or any different ones while you are out on a walk?

Try to collect a few different leaves and see if you can draw them and name them.

Look closely at the detail on the leaf as you try to draw it.

Creative Activities and PE

If you would like to, why not try one or more of the following activities:

Drama

London Bubble Theatre Company have produced some fun drama games and activities that can be done in the home. Walnut Tree Walk children love to use their imagination so this could be a great resource. Either google 'London bubble speech bubble' or go to the following link:

<https://www.londonbubble.org.uk/wp-content/uploads/2018/12/Drama-games-pack.pdf>

Art



Can you create your own snail this week? You can use anything you have around your house to make the different parts of its body.

CoolIt Art have some great free resources, activity ideas and lessons available here:

<https://www.coolitart.com/teaching-packs/>

Why don't you give one of them a try and send me a picture?

Music	<p>Why not try and make some instruments using items that you would normally put in the recycling. You can watch this video for inspiration:</p> <p>https://www.youtube.com/watch?v=ck8HlhHPLfQ</p> <p>If you have borrowed an instrument from the school library, you should have received some music sheets to help you learn at home. If you need more, please contact Chris cbrown@wtwschool.co.uk</p> <p>You could have a go at composing your own music. Go to the following link: https://www.classicsforkids.com/games/compose_your_own_music.php</p> <p>There are lots of great activities on the BBC Bring the Noise website for children of all ages: https://www.bbc.co.uk/teach/bring-the-noise</p>
Dance	<p>Emanuela will be doing a weekly dance lesson for the children at Walnut Tree Walk. This video lesson can be accessed at any time. The link will be sent out when it is ready each week.</p>
Yoga	<p>We will continue to provide an online yoga lesson from Kamlyn each week. This is a session exclusively for children at Walnut Tree Walk and is free for you. This lesson can be accessed at any time. The link will be sent out when it is ready each week.</p>
PE	<p>Joe Wicks is providing free PE lessons live at 9am each day via his YouTube channel. This is a great way to start the day and is suitable for all ages. Either google 'Joe Wicks PE lesson' or go to the link below:</p> <p>https://www.thebodycoach.com/blog/pe-with-joe-1254.html</p>