



Year 2 Home Learning week beginning 18/05/20

Please see below the tasks we would like your child to work on this week. Please do what you can but do not worry if you cannot complete all the work. Just do the amount of work that is right for your individual child and do not worry if it does not all get completed. We understand that each and every one of you is facing different circumstances and challenges.

If you have any problems, please remember that you can email me at dallen@wtwschool.co.uk during school hours. I will also be calling once a week so please feel free to use that call to ask for any help with any of the tasks, or to share what you have been doing.

Please note that any links to internet sites and YouTube videos need to be supervised by an adult, and they may contain adverts. You do not need to pay for any of the sites we are suggesting.

If you need any additional pencils, paper or other stationery, please contact the school and we can arrange that for you to collect.

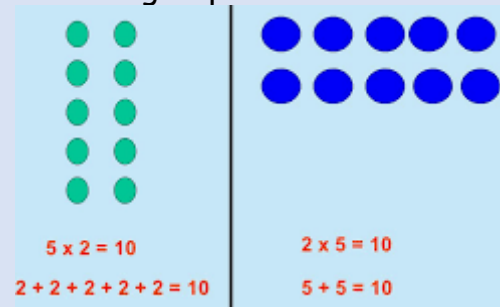
Maths

Information for Parents:

This week we will look at multiplication. Children in Year 2 will begin to learn their 2, 3, 5 and 10 times tables.

We start to multiply by understanding we are making groups.

5×2 is 5 groups of 2. We can show this by drawing an array:



This can also help us notice that multiplication is commutative.

Children can also find the answer using their fingers: for 5×2 they can put 5 fingers up and count in 2s.

Mymaths.co.uk tasks

This is a suggested break down of a lesson per day but it is up to you when they are completed in the week.

Monday	Today the focus will be on 2 x table Go to: Number Multiplication and Division Y2 2 times tables
Tuesday	Today the focus will be on 5 x table Go to: Number Multiplication and Division Y2 5 times tables
Wednesday	Today the focus will be on 10 x table Go to: Number Multiplication and Division Y2 10 times tables
Thursday	Today the focus will be on mixed 2, 5 and 10 x table Go to: Number Multiplication and Division Y2 mixed tables 2, 5, 10
Friday	Today the focus will be on: commutativity Go to: Number Multiplication and Division Y2 multiplication: commutativity
If you would like to do some optional additional work linked to this, please try the following IXL tasks: X.4 X.5 X.7	

Reading

Please read daily a book of your choice for at least 30 minutes.

Alternatively, you can read a free copy of the children's newspaper, First News, found at:

https://schools.firstnews.co.uk/wp-content/uploads/sites/3/2020/03/Lores_718-1.pdf

The following websites have some free ebooks. The Oxford Owl site is good as it will be similar books to the ones that the children read in school. It is free to use but you need to sign up to get login details.

<https://www.oxfordowl.co.uk/for-home/find-a-book/library-page/>

<http://www.storylineonline.net>

<http://www.magickeys.com/books>

Writing

This week we are going to use the story: The Curious Garden

Here is the link to the story:

<https://www.youtube.com/watch?v=6SHmN-wXyKU>

Task 1


Imagine you are the little boy and now you are getting lots of visitors, can you design a poster including new rules for your garden?

Remember a rule is a command so usually includes a **bossy verb**

E.g. Water the flowers regularly.

You could decorate your rule or make them colourful:



Task 2	<p>Can you write instructions for the new helpers on how to plant a new plant in the garden?</p> <p>Follow these picture steps to help if you need:</p> 
Task 3	<p>Imagine you have grown your own garden. Can you describe what it is like to me? Think about using all of your senses: what can you hear, see, smell and feel?</p> <p>Challenge: Can you use any <u>expanded noun phrases</u>?</p> <p>There are <u>tiny, sprouting plants</u> wriggling out of the soil. Around the edge a <u>tall, brown fence</u> keeps the flowers safe. When you close your eyes you might hear the singing birds or the trickling waterfall.</p>

Grammar	
<p>Learn: This week we will look again at adjectives. Adjectives are words which describe a noun.</p> <p>The furry cat. A hungry snail.</p>	
<p>Do: Can the children think of three better adjectives for these words:</p> <p>big - _____, _____, _____</p> <p>small - _____, _____, _____</p> <p>If they'd like further practise they can complete IXL tasks: Q.3. and Q.5.</p>	

Phonics

The new spelling rule looks at the sound 'l' and words which end -il and -al

Can you sort these words into the correct column?

Can you practise spelling each word?

Pencil gerbil capital nostril pupil pedal April
hospital metal oval daffodil basil

al	il

Handwriting

Let's practise forming each of these letters correctly and starting in the right place:

Remember to check the tall and short letters as you write them and leave clear finger spaces between each word.

Can you practise writing these words in your best handwriting?

grass path

If you are joining your writing, it should look like this:

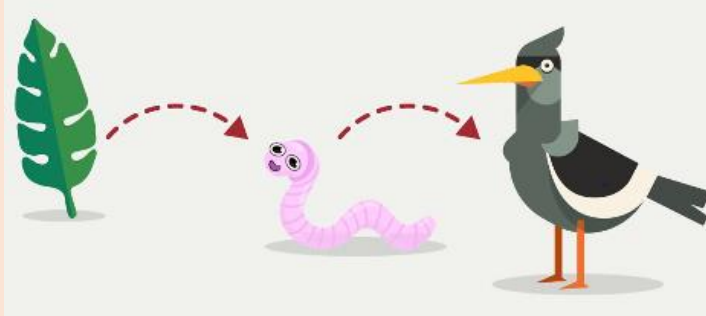
grass path

Science

This week we will take a look at food chains. Food chains show where living things get their food.

Most food chains start with a plant.

For example:



Take a look at this clip to learn a bit more: <https://www.bbc.co.uk/bitesize/clips/z96r82p>

Can you draw 3 of your own food chains starting with different plants?

Creative Activities and PE

If you would like to, why not try one or more of the following activities:

Drama

London Bubble Theatre Company have produced some fun drama games and activities that can be done in the home. Walnut Tree Walk children love to use their imagination so this could be a great resource. Either google 'London bubble speech bubble' or go to the following link:

<https://www.londonbubble.org.uk/wp-content/uploads/2018/12/Drama-games-pack.pdf>

Art

Can you create your own garden either on a piece of paper or in a shoe box?

You can draw different things in your garden, stick things down to create a collage or arrange different objects to make the shapes you'd like.



Music

Why not try and make some instruments using items that you would normally put in the recycling. You can watch this video for inspiration:

<https://www.youtube.com/watch?v=ck8HlhHPLfQ>

	<p>If you have borrowed an instrument from the school library, you should have received some music sheets to help you learn at home. If you need more, please contact Chris cbrown@wtwschool.co.uk</p> <p>You could have a go at composing your own music. Go to the following link: https://www.classicsforkids.com/games/compose_your_own_music.php</p> <p>There are lots of great activities on the BBC Bring the Noise website for children of all ages: https://www.bbc.co.uk/teach/bring-the-noise</p>
Dance	<p>Emanuela will be doing a weekly dance lesson for the children at Walnut Tree Walk. This video lesson can be accessed at any time. The link will be sent out when it is ready each week.</p>
Yoga	<p>We will continue to provide an online yoga lesson from Kamlyn each week. This is a session exclusively for children at Walnut Tree Walk and is free for you. This lesson can be accessed at any time. The link will be sent out when it is ready each week.</p>
PE	<p>Joe Wicks is providing free PE lessons live at 9am each day via his YouTube channel. This is a great way to start the day and is suitable for all ages. Either google 'Joe Wicks PE lesson' or go to the link below: https://www.thebodycoach.com/blog/pe-with-joe-1254.html</p>