

# Day 3: What do you remember?

Last week...

Can you find three things  
in your house that can  
tell the time?





Yesterday...

What would this tally  
represent?











LO: I can compare information  
in a tally chart.





**Tally charts can show information about lots of different things. Can you guess what this one is about?**

Favourite fruit	Number of children
	
	
	
	

Can you read the tally chart? How many children liked each fruit?

Favourite fruit	Number of children
	
	
	
	

# We use tally charts to compare information.





Favourite fruit	Number of children
	<del>    </del>
	
	<del>    </del>
	

Which fruit did the most children like?

What could you say about the watermelon and the kiwi?

Can you say how many children like a fruit altogether? How would you find out?

# Let's make some predictions.





Favourite transport	Number of children
 bike	
 car	
 boat	
 plane	

Which type of transport do you think the most children will pick?

Which type of transport do you think the least children will pick?

Challenge

# Check your predictions... were you right?

Favourite transport	Number of children
 bike	
 car	
 boat	<del>    </del>
 plane	<del>    </del>