

Day 2: What do you remember?

Last week...

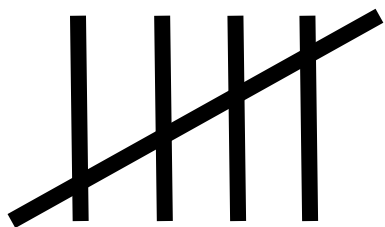
How many seconds are
in one minute?

Yesterday...

Why do we use tally
charts?

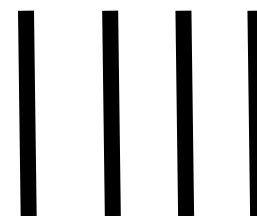
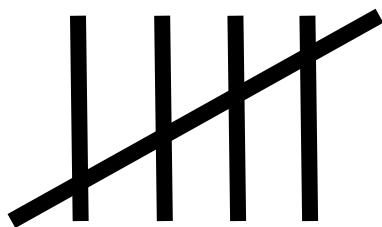
L:O I can read a tally chart

What is the same and what is different?


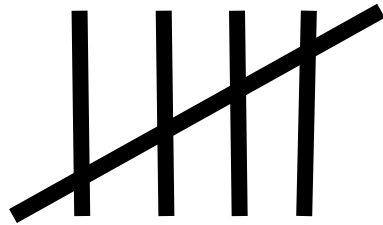



5

What is the same and what is different?



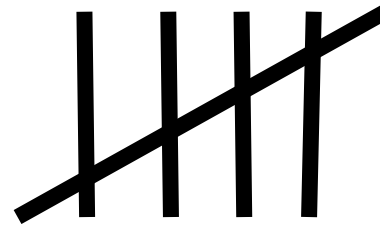
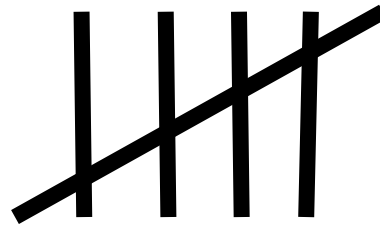
Connor says that this shows that 7 people like the colour green. Is that right?



What should it look like?







Chris says that this shows that 10 people like the colour blue. Is he right?



How do you know?











Most tally charts show more than one piece of information. Can you read this tally chart?

| Favourite Colour | Number of children |
|---|--------------------|
|  | |
|  | |
|  | |
|  | |



Challenge

Can you say how many children liked each colour using a full sentence?
E.g. ... *children like the most.*

| Favourite Colour | Number of children |
|---|---|
|  |  |
|  |  |
|  |  |
|  |  |