

Odd and Even

- This week we will be exploring a concept within the number 20. We will first look at the number 20 and make sure children have a solid understanding of what the number is and how to add and subtract from that number. We will then move onto the idea that numbers can be odd or even.
- Resources: Whiteboard/pen or pencil/paper.

What do you remember?

Last Week..

Is a television lighter
than a pencil?

LO: What is 20?

- I can order numbers to 20.
- I can highlight the even numbers.
- I can add highlight the odd and even numbers.

Important words to use: MTYT

counting

order

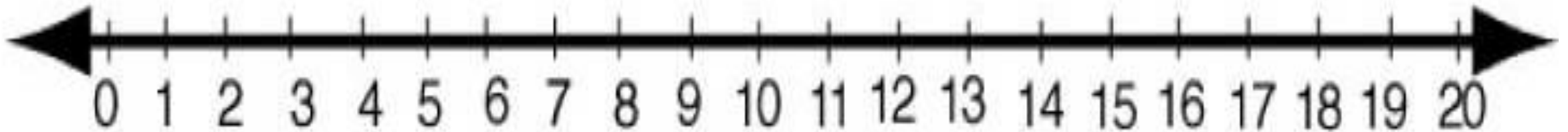
less

more

numbers

Let's count to 20 together...

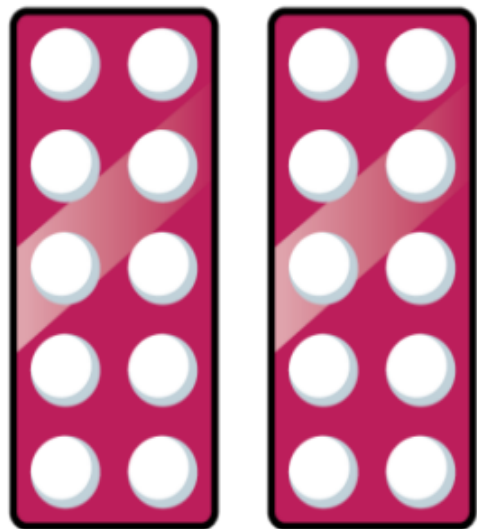

What comes
before 20?



Can you
count back
from 20?

Can we write
20 in the air?

20



Can you count in 2's
to 20?

How could you show
20 with your partner?

Let's count out 20 cubes... If I take 1 away it will be ...

If I add 3 more it will be...

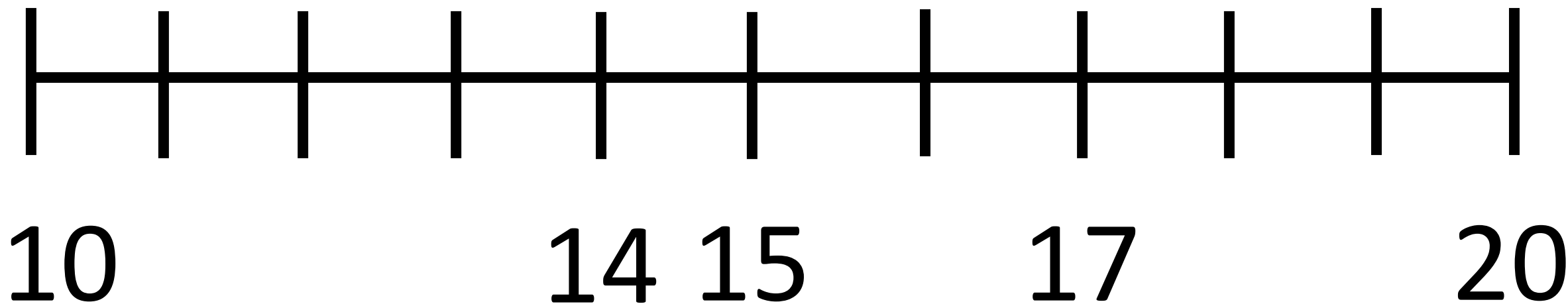
I have 20 cubes, I take some away and now I have 15. How many have I taken away?

1 more than 20
is...
4 less than 20...

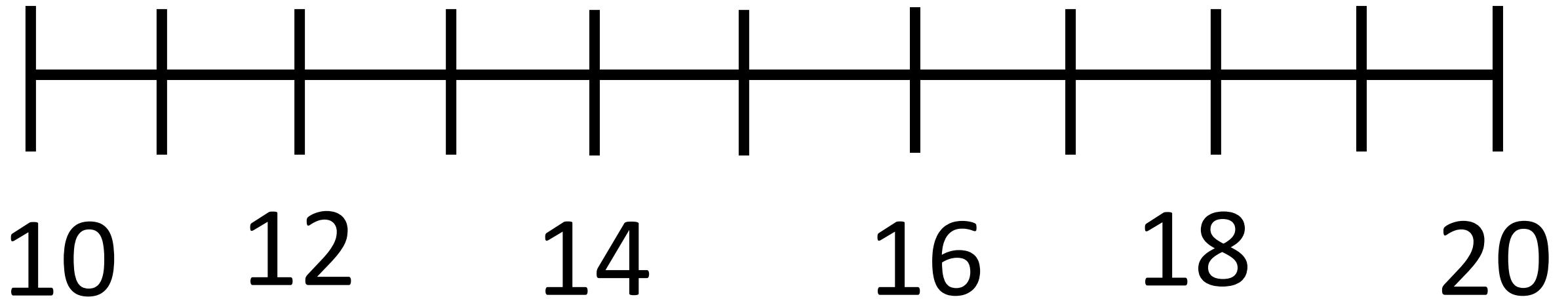
20

Can you add in the missing numbers when the adult gives a number problem?

If I have 20 and I take away 2, how many do I have left?



Can you count in 2's from 10 to 20?





Challenge



Can you count out 20 objects with
your grown up?

