



### Charles' group Home Learning week beginning 11/5/2020

Please see below the tasks we would like your child to work on this week. Please do what you can but do not worry if you cannot complete all the work. Just do the amount of work that is right for your individual child and do not worry if it does not all get completed. We understand that each and every one of you is facing different circumstances and challenges.

If you have any problems, please remember that you can email me at [ccarter@wtwschool.co.uk](mailto:ccarter@wtwschool.co.uk) during school hours. I will also be calling once a week so please feel free to use that call to ask for any help with any of the tasks, or to share what you have been doing.

Please note that any links to internet sites and YouTube videos need to be supervised by an adult, and they may contain adverts. You do not need to pay for any of the sites we are suggesting.

If you need any additional pencils, paper or other stationery, please contact the school and we can arrange that for you to collect.

## Maths

### Information for Parents:

**Mymaths** is still set although I know there has been issues logging on.  
Please see how to login instructions

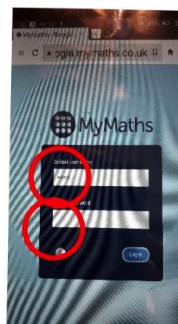
#### How to login to MyMaths using a Kindle Fire



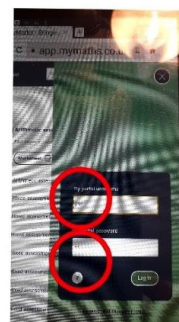
1/ select internet browser 'silk'



2/ type in **MyMaths** and then click on **login**



3/ enter **walnut** and then **rectangle 168**



4/ then enter pupil code:  
eg **287**  
and pupil password  
eg **zyk**

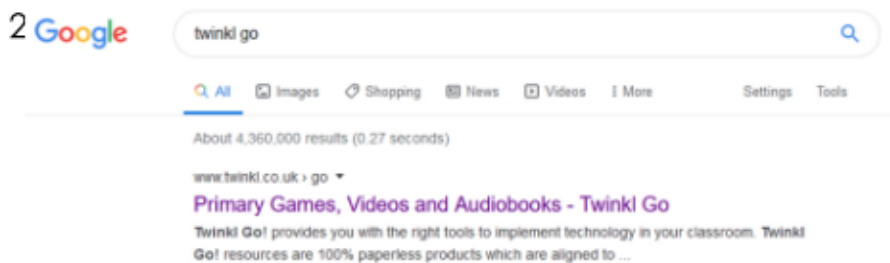
In addition you should be receiving a paper maths workbook at a level suitable for your child. There will be answers included in the workbook. Please call the school to arrange to collect this if you have not already done so.

### New online learning games

#### Information for Parents:

I have set up online maths, reading and a jigsaw game using **twinkl go**  
This is what you need to do

1. open your browser- Firefox or Chrome



3. Click on **Sign in**

**Sign In**

If your teacher has given you a PIN code to access Twinkl Go, enter ...

4. You will be taken to a page that needs a pin code.

A screenshot of the Twinkl Go PIN code entry page. The heading is 'Enter PIN Code'. Below it, the text says 'If your teacher has given you a PIN code to access Twinkl Go, enter it in the form below...'. There are six empty square boxes for entering the PIN code. Below the boxes is a green 'Log In' button.

The PIN code for this weeks activities is

**WR8620**

These are the activities



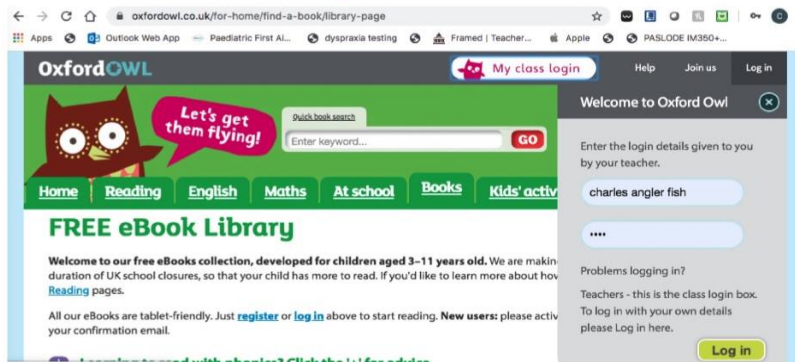
## Reading

Please read daily a book of your choice for at least 30 minutes.

<https://www.oxfordowl.co.uk/>

class login is  
charles angler fish  
password  
1402

### How to log in to Oxford Owl



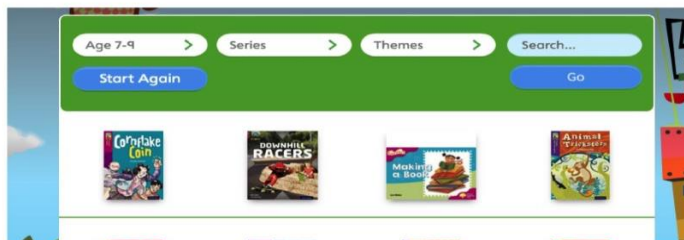
1/ go to  
oxford owl ebook  
in your internet  
browser

2/ either register  
(free) or go to **my class  
login**

3/ type in  
**charles angler fish**

4/ password **1402**

5/log in



6/ choose your book  
and enjoy



## Writing

### Information for Parents:

Can you write a description of the photo?

You should also have received a Handwriting workbook based on appropriate spellings.



-Try describing the photo to someone else first.

Begin with:

The man was on the horse.

The man was riding on the frightened horse when...

What happens next?

## Science

2 weeks ago I suggested you learn about **volcanoes**:

Find out about volcanoes at

<https://www.bbc.co.uk/bitesize/topics/z849q6f/articles/zd9cxyc>

Now add to this learning by logging in to **twinkle go** using this

Pin number **JZ0618**

or by drawing a picture of an active volcano with labels

## Creative Activities and PE

If you would like to, why not try one or more of the following activities:

Lambeth have created an excellent website with links to lots of creative websites and activities. You can filter by age group and category (eg art, dance, music, poetry etc).

<https://elevatelambeth.london/>

<b>Drama</b>	London Bubble Theatre Company have produced some fun drama games and activities that can be done in the home. Walnut Tree Walk children love to use their imagination so this could be a great resource. Either google 'London bubble speech bubble' or go to the following link: <a href="https://www.londonbubble.org.uk/wp-content/uploads/2018/12/Drama-games-pack.pdf">https://www.londonbubble.org.uk/wp-content/uploads/2018/12/Drama-games-pack.pdf</a>
--------------	--

<b>Art</b>	Colour in and then make your own <b>symmetrical pictures</b>  CoolIt Art have some great free resources, activity ideas and lessons available here: <a href="https://www.coolitart.com/teaching-packs/">https://www.coolitart.com/teaching-packs/</a> Why don't you give one of them a try and send me a picture?
------------	---

<b>Music</b>	Why not try and make some instruments using items that you would normally put in the recycling. You can watch this video for inspiration:  <a href="https://www.youtube.com/watch?v=ck8HlhHPLfQ">https://www.youtube.com/watch?v=ck8HlhHPLfQ</a>
--------------	--

	<p>If you have borrowed an instrument from the school library, you should have received some music sheets to help you learn at home. If you need more, please contact Chris <a href="mailto:cbrown@wtwschool.co.uk">cbrown@wtwschool.co.uk</a></p> <p>You could have a go at composing your own music. Go to the following link:  <a href="https://www.classicsforkids.com/games/compose_your_own_music.php">https://www.classicsforkids.com/games/compose_your_own_music.php</a></p> <p>There are lots of great activities on the BBC Bring the Noise website for children of all ages:  <a href="https://www.bbc.co.uk/teach/bring-the-noise">https://www.bbc.co.uk/teach/bring-the-noise</a></p>
Dance	<p>Emanuela will be doing a weekly dance lesson for the children at Walnut Tree Walk. This video lesson can be accessed at any time. The link will be sent out when it is ready each week.</p>
Yoga	<p>We will continue to provide an online yoga lesson from Kamlyn each week. This is a session exclusively for children at Walnut Tree Walk and is free for you.</p> <p>This lesson can be accessed at any time. The link will be sent out when it is ready each week.</p>
PE	<p>Joe Wicks is providing free PE lessons live at 9am each day via his YouTube channel. This is a great way to start the day and is suitable for all ages. Either google 'Joe Wicks PE lesson' or go to the link below:</p> <p><a href="https://www.thebodycoach.com/blog/pe-with-joe-1254.html">https://www.thebodycoach.com/blog/pe-with-joe-1254.html</a></p>